



E x p e r i e n c e   i n   L i g h t i n g



# 2026 CATALOGUE

[www.horozelektrik.com](http://www.horozelektrik.com)



## E x p e r i e n c e i n L i g h t i n g

	ADHESIVE TAPE	223		<b>NEW</b> LED SOLAR WALL LAMP	169
	ALUMINIUM BULKHEAD LAMP	141		LED SPOTLIGHT	68
	ALUMINIUM PROFILE	197		<b>NEW</b> LED STREET LIGHT	135
	CABLE TIE	223		LED STRING LIGHT	96
	CEILING LAMP	102		<b>NEW</b> LED STRIP	180
<b>NEW</b>	CLIPS	184		<b>NEW</b> LED STRIP CONNECTOR	185
	COAXIAL CABLE	223		LED SURFACE BACKLIGHT	50
	CONNECTOR	224		<b>NEW</b> LED SURFACE LIGHT	38
	CONTACTOR	218		<b>NEW</b> LED SUSPENSION LIGHT	74
	DESK LAMP	111		<b>NEW</b> LED TABLE LAMP	107
	DIMMABLE LED BULB	04		LED TORCH	203
<b>NEW</b>	DIN RAIL	221		<b>NEW</b> LED TRACK LIGHT	63
<b>NEW</b>	DOORBELL	210		LED TUBE	12
<b>NEW</b>	DOWNLIGHT FITTING	18		LED TUBE FIXTURE	117
	DRYWALL KIT	55		<b>NEW</b> LED UFO HIGH BAY LAMP	120
<b>NEW</b>	EMERGENCY KIT	206		<b>NEW</b> LED WALL LIGHT	98
	EMERGENCY LED LANTERN	201		<b>NEW</b> LED WATERPROOF LAMP	114
<b>NEW</b>	FLOOR LAMP	106		LIGHT CONTROL PHOTOSENSOR	207
	FLUORESCENT TUBE	17		LIGHTING TRACK	69
	FRAME	55		MINIATURE CIRCUIT BREAKER	219
<b>NEW</b>	GARDEN LAMP	142		MODUL DOWNLIGHT FITTING	24
	GLASS PENDANT LAMP	93		MOTOR PROTECTOR	217
	HALOGEN LAMP	17		MOTOR PROTECTOR BOX	217
	LAMP HOLDER	222		MOULDED CASE CIRCUIT BREAKER	220
	LED 3CCT BULB	04		NAIL CABLE CLIP	223
	LED ADAPTER	195		NETWORK CABLE	223
	LED BACKLIGHT PANEL	55		<b>NEW</b> PENDANT LAMP	67
	LED BATTEN LIGHT	117		<b>NEW</b> PIR E27 SENSOR	208
<b>NEW</b>	LED BULB	04		<b>NEW</b> PIN BUSBAR	221
	LED BULKHEAD LAMP	140		PORTABLE LED PROJECTOR	126
	LED CANOPY LIGHT	128		<b>NEW</b> PORTABLE LED STAND	128
	LED CAPSULE	11		<b>NEW</b> POWER CONVERTER PLUG ADAPTER	212
	LED CEILING LAMP	101		RECESSED LAMP	172
<b>NEW</b>	LED COLOUR BULB	16		RECESSED MONOPOINT	69
	LED DECORATIVE CEILING LAMP	47		RECHARGEABLE LED BULB	05
<b>NEW</b>	LED DESK LAMP	110		RESIDUAL CURRENT CIRCUIT BREAKER	220
<b>NEW</b>	LED DOWNLIGHT	26		<b>NEW</b> RF CONTROLLER	184
	LED DRIVER	187		RGB AMPLIFIER	196
	LED EMERGENCY EXIT LAMP	206		<b>NEW</b> RGB CONNECTOR	185
	LED FILAMENT BULB	13		<b>NEW</b> RGB CONTROLLER	196
	LED FRAME PANEL	55		<b>NEW</b> RGB LED STRIP KIT	188
	LED FRAMELESS PROJECTOR	126		RGB NEON LED STRIP KIT	188
	LED FRAMELESS WORKLIGHT	127		<b>NEW</b> RGB RF CONTROLLER	183
<b>NEW</b>	LED GARDEN LAMP	147		<b>NEW</b> RGB SOCKET SET	183
	LED HEADLIGHT	202		<b>NEW</b> SENSOR	207
	LED HOUSE NUMBER LIGHT	166		<b>NEW</b> SMOKE DETECTOR	208
	LED INGROUND & RECESSED LAMP	171		SOCKET	215
	LED LANTERN	200		<b>NEW</b> SOCKET SET	183
	LED LINEAR HIGH BAY LAMP	119		SPOTLIGHT	67
<b>NEW</b>	LED LINEAR SUSPENSION LIGHT	70		STARTER	223
	LED LINEER TRACK LIGHT	62		STRING LIGHT	97
	LED MAGNETIC LIGHT SYSTEM	56		SURFACE LIGHT	52
	LED MODULE STRIP	193		SWITCH	215
	LED NIGHT LAMP	214		TERMINAL	224
<b>NEW</b>	LED PANEL	54		TERMINAL BLOCK	224
	LED PHOTOCCELL BULB	05		THERMAL RELAY	218
	LED PICTURE & MIRROR LAMP	103		TIMER	212
	LED PROJECTOR	122		TOUCH CONTROLLER	196
	LED PROJECTOR STAND	128		TRACK CONNECTOR	69
<b>NEW</b>	LED READING LAMP	104		TRACK LIGHT	66
	LED RECESSED SENSOR LAMP	171		TRACK SUSPENSION	69
	LED RECHARGEABLE PROJECTOR	130		TRANSFORMER	223
	LED RGB PROJECTOR	125		<b>NEW</b> VOLTAGE SURGE PROTECTOR	213
	LED SENSOR BULB	05		WATERPROOF LED STRING LIGHT	190
<b>NEW</b>	LED SENSOR DECORATIVE CEILING LAMP	46		<b>NEW</b> WATERPROOF LED STRIP	177
	LED SENSOR DOWNLIGHT	37		<b>NEW</b> WATERPROOF NEON LED STRIP	175
<b>NEW</b>	LED SLIM MAGNETIC LIGHT SYSTEM	59		<b>NEW</b> WATERPROOF PROFILE NEON LED	173
	LED SMART BULB	05		WIRE SPRING	224
	LED SOLAR CAMPING LIGHT	200		WIRELESS LIGHTING CONTROLLER SWITCH	212
<b>NEW</b>	LED SOLAR PROJECTOR	129			
	LED SOLAR SECURITY LIGHT	130			
	LED SOLAR STREET LIGHT	132			
<b>NEW</b>	LED SOLAR WALL & GROUND LAMP	168			

 223 ADHESIVE TAPE	 141 ALUMINIUM BULKHEAD	 197 ALUMINIUM PROFILE	 223 CABLE TIE	 102 CEILING LAMP	 <b>NEW</b> 184 CLIPS	 223 COAXIAL CABLE	 224 CONNECTOR	 218 CONTACTOR
 111 DESK LAMP	 04 DIMMABLE LED BULB	 <b>NEW</b> 221 DIN RAIL	 <b>NEW</b> 210 DOORBELL	 <b>NEW</b> 18 DOWNLIGHT FITTING	 55 DRYWALL KIT	 <b>NEW</b> 206 EMERGENCY KIT	 201 EMERGENCY LED LANTERN	 <b>NEW</b> 106 FLOOR LAMP
 17 FLUORESCENT TUBE	 55 FRAME	 <b>NEW</b> 142 GARDEN LAMP	 93 GLASS PENDANT LAMP	 17 HALOGEN LAMP	 222 LAMP HOLDER	 04 LED CCT BULB	 195 LED ADAPTER	 55 LED BACKLIGHT PANEL
 117 LED BATTEN LIGHT	 <b>NEW</b> 04 LED BULB	 140 LED BULKHEAD LAMP	 128 LED CANOPY LIGHT	 11 LED CAPSULE	 101 LED CEILING LAMP	 16 LED COLOUR BULB	 <b>NEW</b> 47 LED DECORATIVE CEILING LAMP	 110 LED DESK LAMP
 <b>NEW</b> 26 LED DOWNLIGHT	 187 LED DRIVER	 206 LED EMERGENCY EXIT LAMP	 13 LED FILAMENT BULB	 55 LED FRAME PANEL	 126 LED FRAMELESS PROJECTOR	 127 LED FRAMELESS WORKLIGHT	 <b>NEW</b> 147 LED GARDEN LAMP	 202 LED HEADLIGHT
 166 LED HOUSE NUMBER LIGHT	 171 LED INGROUND & RECESSED LAMP	 200 LED LANTERN	 119 LED LINEAR HIGH BAY LAMP	 <b>NEW</b> 70 LED LINEAR SUSPENSION LIGHT	 62 LED LINEAR TRACK LIGHT	 56 LED MAGNETIC LIGHT SYSTEM	 193 LED MODULE STRIP	 214 LED NIGHT LAMP
 <b>NEW</b> 54 LED PANEL	 05 LED PHOTOCELL BULB	 103 LED PICTURE & MIRROR LAMP	 122 LED PROJECTOR	 128 LED PROJECTOR STAND	 <b>NEW</b> 104 LED READING LAMP	 171 LED RECESSED SENSOR LAMP	 130 LED RECHARGEABLE PROJECTOR	 125 LED RGB PROJECTOR
 05 LED SENSOR BULB	 <b>NEW</b> 46 LED SENSOR DECORATIVE CEILING LAMP	 37 LED SENSOR DOWNLIGHT	 <b>NEW</b> 59 LED SLIM MAGNETIC LIGHT SYSTEM	 05 LED SMART BULB	 200 LED SOLAR CAMPING LIGHT	 <b>NEW</b> 129 LED SOLAR PROJECTOR	 130 LED SOLAR SECURITY LIGHT	

# Experience in Lighting

The copyright of the visual materials and photographs used in this catalogue belongs to Horoz Electric Inc. Print date: 01/2026

 132 LED SOLAR STREET LIGHT	<b>NEW</b>  168 LED SOLAR WALL & GROUND LAMP	<b>NEW</b>  169 LED SOLAR WALL LAMP	 68 LED SPOTLIGHT	<b>NEW</b>  135 LED STREET LIGHT	 96 LED STRING LIGHT	<b>NEW</b>  180 LED STRIP	<b>NEW</b>  185 LED STRIP CONNECTOR	 50 LED SURFACE BACKLIGHT
<b>NEW</b>  38 LED SURFACE LIGHT	<b>NEW</b>  74 LED SUSPENSION LIGHT	<b>NEW</b>  107 LED TABLE LAMP	 203 LED TORCH	<b>NEW</b>  63 LED TRACK LIGHT	 12 LED TUBE	 117 LED TUBE FIXTURE	<b>NEW</b>  120 LED UFO HIGH BAY LAMP	<b>NEW</b>  98 LED WALL LIGHT
 114 LED WATERPROOF LAMP	 207 LIGHT CONTROL PHOTOSENSOR	 69 LIGHTING TRACK	 219 MINIATURE CIRCUIT BREAKER	 24 MODUL DOWNLIGHT FITTING	 217 MOTOR PROTECTOR	 217 MOTOR PROTECTOR BOX	 220 MOULDED CASE CIRCUIT BREAKER	 NAIL CABLE CLIP
 223 NETWORK CABLE	<b>NEW</b>  67 PENDANT LAMP	 208 PIR E27 SENSOR	<b>NEW</b>  221 PIN BUSBAR	 126 PORTABLE LED PROJECTOR	<b>NEW</b>  128 PORTABLE LED STAND	<b>NEW</b>  212 POWER CONVERTER PLUG ADAPTER	 172 RECESSED LAMP	
 69 RECESSED MONOPOINT	 05 RECHARGEABLE LED BULB	 220 RESIDUAL CURRENT CIRCUIT BREAKER	<b>NEW</b>  184 RF CONTROLLER	 196 RGB AMPLIFIER	<b>NEW</b>  185 RGB CONNECTOR	<b>NEW</b>  196 RGB CONTROLLER	<b>NEW</b>  188 RGB LED STRIP KIT	 188 RGB NEON LED STRIP KIT
 183 RGB RF CONTROLLER	<b>NEW</b>  183 RGB SOCKET SET	 207 SENSOR	<b>NEW</b>  208 SMOKE DETECTOR	 215 SOCKET	<b>NEW</b>  183 SOCKET SET	 67 SPOTLIGHT	 223 STARTER	 97 STRING LIGHT
 52 SURFACE LIGHT	 215 SWITCH	 224 TERMINAL	 224 TERMINAL BLOCK	 218 THERMAL RELAY	 212 TIMER	 196 TOUCH CONTROLLER	 69 TRACK CONNECTOR	 66 TRACK LIGHT
 69 TRACK SUSPENSION	 223 TRANSFORMER	<b>NEW</b>  213 VOLTAGE SURGE PROTECTOR	 190 WATERPROOF LED STRING LIGHT	<b>NEW</b>  177 WATERPROOF LED STRIP	<b>NEW</b>  175 WATERPROOF NEON LED STRIP	<b>NEW</b>  173 WATERPROOF PROFILE NEON LED	 224 WIRE SPRING	 212 WIRELESS LIGHTING CONTROLLER SWITCH

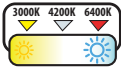


# HOROZ ELECTRIC

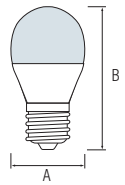
## LED Bulb / LED 3CCT Bulb / Dimmable LED Bulb

### PREMIER

- 175-250V / 50-60Hz
- Average Life: 25.000 Hrs
- 3000K / 4200K / 6400K



	PREMIER-5	PREMIER-7	PREMIER-9	PREMIER-12	PREMIER-15	PREMIER-18
Code	001-006-0005	001-006-0007	001-006-0009	001-006-0012	001-006-0015	001-006-0018
Power	5 W	7 W	9 W	12 W	15 W	18 W
Luminous Flux	500 lm	760 lm	900 lm	1150 lm	1500 lm	1850 lm
Sizes (mm)	A: 55 B: 100	A: 55 B: 100	A: 60 B: 108	A: 60 B: 111	A: 60 B: 121	A: 66 B: 134



LED BULB / LED 3CCT BULB / DIMMABLE LED BULB



# HOROZ ELECTRIC

## LED Bulb / LED Capsule LED Tube



### COMBO-10 3 CCT



001 073 0010

- 175-250V / 50-60Hz
- Average Life: 25.000 Hrs
- 940 lm
- 3 CCT (3000K-4000K-6400K)



CCT ADJUSTABLE



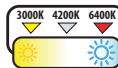
### D I M M A B L E

### EXPERT-10

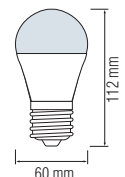


001 021 0010

- 220-240V / 50-60Hz
- Average Life: 25.000 Hrs
- 920 lm
- 3000K / 4200K / 6400K



DIMMABLE

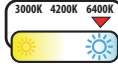




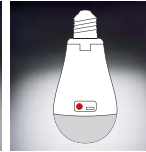
### DURALITE-12

001 092 0012

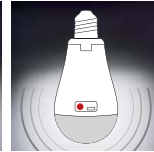
- 100-250V / 50-60Hz
- Average Life: 30.000 Hrs
- 1150 lm / 6400K
- Emergency Lighting Duration: 6 Hours
- 3.7V 1200mAhx2 Li-on Battery
- Emergency Work: 5W - 550 lm



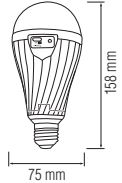
DC MODE:  
FIRST ON-OFF  
IS HIGH MODE



DC MODE:  
SECOND ON-OFF  
IS ECO MODE



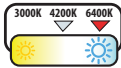
DC MODE:  
THIRD ON-OFF  
IS FLASH MODE



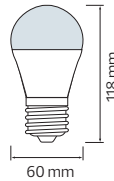
### DARK-10

001 068 0010

- 170-240V / 50-60Hz
- Average Life: 30.000 Hrs
- 1032 lm
- 4200K / 6400K



Built-in  
Photocell  
Sensor



## DUSK TO DAWN

Turn on  
< 15 Lux

Turn off  
> 25-30 Lux

### D I M M A B L E


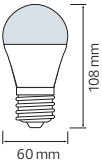
### HOROSCOPE-9

001 084 0009

- 100-240V / 50-60Hz
- Average Life: 25.000 Hrs
- 800 lm
- RGB



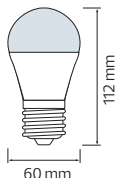
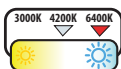
RGB Multicolor  
2700K 6500K



### FORCE-10

001 067 0010

- 170-240V / 50-60Hz
- Average Life: 30.000 Hrs
- 1032 lm
- 4200K / 6400K
- Detection Distance: 5-8m
- Delay Time: 20 sec






### ZELDA 3 CCT

- 100-265V / 50-60Hz
- Average Life: 20.000 Hrs
- 3CCT

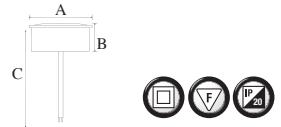


### CCT ADJUSTABLE



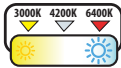
ZELDA-5 3 CCT	ZELDA-7 3 CCT	ZELDA-9 3 CCT
016-091-0005	016-091-0007	016-091-0009

Power	: 5 W	7 W	9 W
Luminous Flux	: 400 lm	560 lm	720 lm
Sizes (mm)	: A: 49 B: 45 C: 120	A: 49 B: 45 C: 120	A: 49 B: 47 C: 120



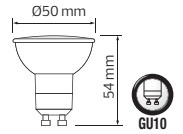
### CONVEX

- 175-250V / 50-60Hz
- Average Life: 25.000 Hrs
- 3000K / 4200K / 6400K



CONVEX-8	CONVEX-10
001-064-0008	001-064-0010

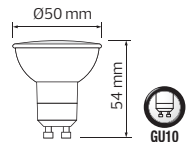
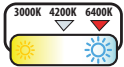
Power	: 8 W	10 W
Luminous Flux	: 640 lm	800 lm



### PROLUX-6

- 175-250V / 50-60Hz
- Average Life: 25.000 Hrs
- 571lm
- 4200K/6400K

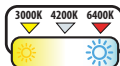
001 075 0006



## D I M M A B L E

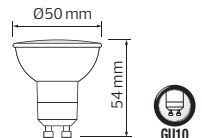
### VISION

- 220-240V / 50-60Hz
- Average Life: 25.000 Hrs
- 3000K / 4200K / 6400K



VISION-6	VISION-8	VISION-10
001-022-0006	001-022-0008	001-022-0010

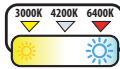
Power	: 6 W	8 W	10 W
Luminous Flux	: 480 lm	640 lm	800 lm





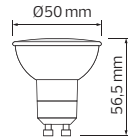
### PLUS

- 175-250V / 50-60Hz
- Average Life: 25.000 Hrs
- 3000K / 4200K / 6400K



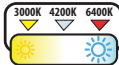
	PLUS-6	PLUS-8	PLUS-10
	001-002-0006	001-002-0008	001-002-0010

Power	: 6 W	8 W	10 W
Luminous Flux	: 440 lm	610 lm	800 lm



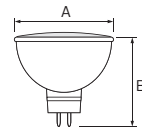
### FONIX

- 175-250V / 50-60Hz
- Average Life: 25.000 Hrs
- 3000K / 4200K / 6400K



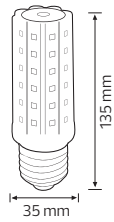

	FONIX-6	FONIX-8
	001-001-0006	001-001-0008

Power	: 6 W	8 W
Luminous Flux	: 440 lm	610 lm
Sizes (mm)	: A: 50 B: 51.5	A: 50 B: 56.5




### CORN-7

- 170-265V / 50-60Hz
- Average Life: 20.000 Hrs
- 760 lm
- 6400K



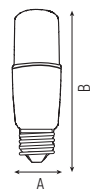
### FOX

- 175-250V / 50-60Hz
- Average Life: 25.000 Hrs
- 6400K



	FOX-6	FOX-9	FOX-12	FOX-15
	001-069-0006	001-069-0009	001-069-0012	001-069-0015

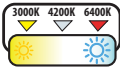
Power	: 6 W	9 W	12 W	15 W
Luminous Flux	: 510 lm	820 lm	1155 lm	1500 lm
Sizes (mm)	: A: 30 B: 100	A: 36 B: 122	A: 44 B: 138	A: 50 B: 146





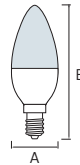
### ULTRA

- 175-250V / 50-60Hz
- Average Life: 25.000 Hrs
- 3000K / 4200K / 6400K

**F** **A** **G**

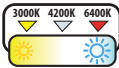
ULTRA-6	ULTRA-8	ULTRA-10
001-003-0006	001-003-0008	001-003-0010

Power	: 6 W	8 W	10 W
Luminous Flux	: 510 lm	800 lm	1000 lm
Sizes (mm)	: A: 37 B: 100	A: 37 B: 107	A: 37 B: 110



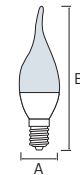
### CRAFT

- 175-250V / 50-60Hz
- Average Life: 25.000 Hrs
- 3000K / 4200K / 6400K

**F** **A** **G**


CRAFT-6	CRAFT-8	CRAFT-10
001-004-0006	001-004-0008	001-004-0010

Power	: 6 W	8 W	10 W
Luminous Flux	: 510 lm	800 lm	1000 lm
Sizes (mm)	: A: 37 B: 124	A: 37 B: 135	A: 37 B: 135



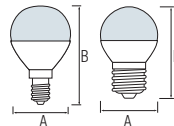
### ELITE

- 175-250V / 50-60Hz
- Average Life: 25.000 Hrs
- 3000K / 4200K / 6400K

**F** **A** **G**

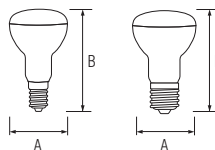
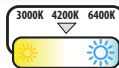
ELITE-6	ELITE-8	ELITE-10
001-005-0006	001-005-0008	001-005-0010

Power	: 6 W	8 W	10 W
Luminous Flux	: 510 lm	800 lm	1000 lm
Lamp Holder	: E14 / E27	E14 / E27	E14 / E27
Sizes (mm)	: A: 45 B: 80	A: 45 B: 90	A: 45 B: 90



### REFLED

- 175-250V / 50-60Hz
- Average Life: 25.000 Hrs
- 4200K

**G** **A** **G****F** **A** **G**

REFLED-4	REFLED-6	REFLED-10	REFLED-12
001-039-0004	001-040-0006	001-041-0010	001-042-0012

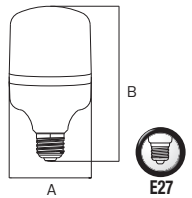
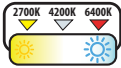
Power	: 4 W	6 W	10 W	12 W
Luminous Flux	: 260 lm	480 lm	920 lm	1150 lm
Lamp Holder	: E14	E14	E27	E27
Sizes	: A: 39 B: 68	A: 50 B: 86	A: 63 B: 100	A: 80 B: 115





### TORCH NOVO

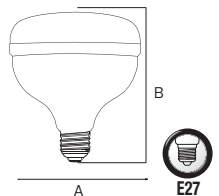
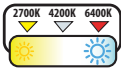
- 175-250V / 50-60Hz
- Average Life: 25.000 Hrs



	TORCHNOVO-20	TORCHNOVO-30	TORCHNOVO-40	TORCHNOVO-50
	001-093-0020	001-093-0030	001-093-0040	001-093-0050
Power	20 W	30 W	40 W	50 W
Color Temperature	2700K/4200K/6400K	2700K/4200K/6400K	2700K/4200K/6400K	2700K/4200K/6400K
Lamp Holder	E27	E27	E27	E27
Luminous Flux	2050 lm	3100 lm	4200 lm	5350 lm
Sizes (mm)	A: 80 B: 120	A: 100 B: 152	A: 118 B: 168	A: 138 B: 191

### TORCHCRYSTAL

- 175-250V / 50-60Hz
- Average Life: 25.000 Hrs

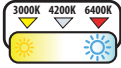


	TORCHCRYSTAL-20	TORCHCRYSTAL-30	TORCHCRYSTAL-40	TORCHCRYSTAL-50
	001-094-0020	001-094-0030	001-094-0040	001-094-0050
Power	20 W	30 W	40 W	50 W
Color Temperature	2700K/4200K/6400K	2700K/4200K/6400K	2700K/4200K/6400K	2700K/4200K/6400K
Lamp Holder	E27	E27	E27	E27
Luminous Flux	2050 lm	3100 lm	4200 lm	5350 lm
Sizes (mm)	A: 80 B: 100	A: 100 B: 117	A: 113 B: 130	A: 136 B: 150

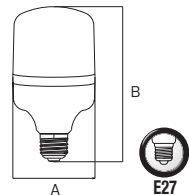


## TORCH

- 175-250V / 50-60Hz
- Average Life: 25.000 Hrs



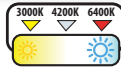
	TORCH-20	TORCH-30	TORCH-40	TORCH-50	TORCH-80	TORCH-100
	001-016-0020	001-016-0030	001-016-0040	001-016-0050	001-016-0080	001-016-0100
Power	20 W	30 W	40 W	50 W	80 W	100 W
Color Temperature	3000K/4200K/6400K	3000K/4200K/6400K	3000K/4200K/6400K	3000K/4200K/6400K	6400K	6400K
Lamp Holder	E27	E27	E27	E27	E27	E27
Luminous Flux	2050 lm	3120 lm	4250 lm	5350 lm	8300 lm	10600 lm
Sizes (mm)	A: 80 B: 135	A: 100 B: 165	A: 118 B: 190	A: 138 B: 220	A: 127 B: 232	A: 138 B: 230 (E27)



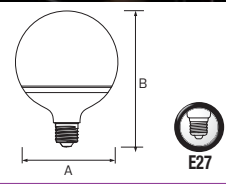
LED BULB

## GLOBE

- 175-250V / 50-60Hz
- Average Life: 25.000 Hrs
- 3000K / 4200K / 6400K




	GLOBE-16	GLOBE-20
	001-019-0016	001-020-0020
Power	16 W	20 W
Luminous Flux	1600 lm	2010 lm
Sizes (mm)	A: 95 B: 136.5	A: 120 B: 161

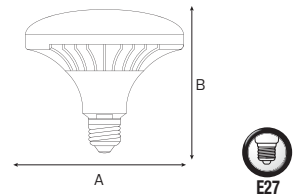


## UFO PRO

- 175-250V / 50-60Hz
- Average Life: 25.000 Hrs
- 6400K



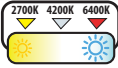
	UFO PRO-30	UFO PRO-50	UFO PRO-70
	001-056-0030	001-056-0050	001-056-0070
Power	30 W	50 W	70 W
Luminous Flux	3050 lm	5200 lm	7500 lm
Sizes (mm)	A: 120 B: 110	A: 150 B: 140	A: 170 B: 170



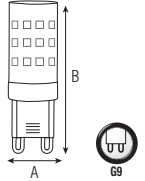


## PETA

- 220-240V / 50-60Hz
- Average Life: 25.000 Hrs
- 2700K / 4200K / 6400K

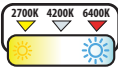


	PETA-4	PETA-6	PETA-8	PETA-10	PETA-12
	001-045-0004	001-045-0006	001-045-0008	001-045-0010	001-045-0012
Power	4 W	6 W	8 W	10 W	12 W
Luminous Flux	350 lm	520 lm	730 lm	950 lm	1155 lm
Sizes (mm)	A: 15,9 B: 48,7	A: 16 B: 50	A: 18,5 B: 55	A: 18,5 B: 63	A: 18 B: 62

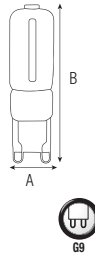


## DECO

- 220-240V / 50-60Hz
- Average Life: 25.000 Hrs
- 2700K / 4200K / 6400K

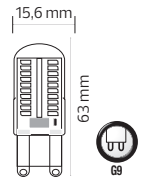
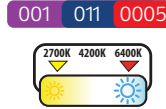


	DECO-3	DECO-7
	001-023-0003	001-023-0007
Power	3 W	7 W
Luminous Flux	300 lm	630 lm
Sizes (mm)	A: 16 B: 48	A: 16,4 B: 60



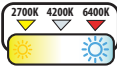
## MEGA-5

- 220-240V / 50-60Hz
- Average Life: 25.000 Hrs
- 390 lm
- 2700K / 6400K

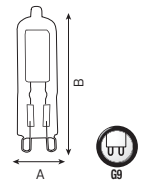


## EXA

- 220-240V / 50-60Hz
- Average Life: 25.000 Hrs
- 2700K / 4200K / 6400K



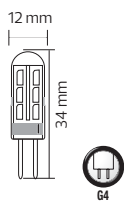
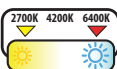
	EXA-4	EXA-6
	001-047-0004	001-047-0006
Power	4 W	6 W
Luminous Flux	400 lm	600 lm
Sizes (mm)	A: 13,3 B: 48	A: 13,3 B: 60



## MIDI


- 12V DC
- Average Life: 25.000 Hrs
- 110 lm
- 2700K / 6400K

001 012 0002

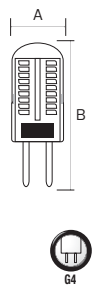


## MICRO

- 220-240V / 50-60Hz
- Average Life: 25.000 Hrs
- 2700K / 6400K



	MICRO-2	MICRO-3
	001-010-0002	001-010-0003
Power	1.5 W	3 W
Luminous Flux	90 lm	160 lm
Sizes (mm)	A: 12 B: 34	A: 12 B: 36

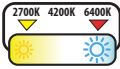




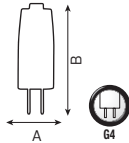
### MAKRO



- 220-240V / 50-60Hz
- Average Life: 20.000 Hrs
- 2700K / 6400K



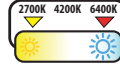
	MAKRO-2	MAKRO-3
	001-090-0002	001-090-0003
Power :	1.5 W	3 W
Luminous Flux :	160 lm	280 lm
Sizes (mm) :	A: 10 B: 33	A: 13 B: 37



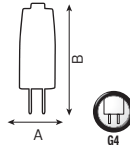
### MULTI



- 12V DC
- Average Life: 25.000 Hrs
- 2700K / 6400K



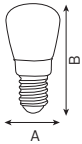
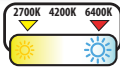
	MULTI-2	MULTI-3
	001-091-0002	001-091-0003
Power :	1.5 W	3 W
Luminous Flux :	175 lm	280 lm
Sizes (mm) :	A: 10 B: 33	A: 13 B: 37



### GIGA



- 220-240V / 50-60Hz
- Average Life: 20.000 Hrs



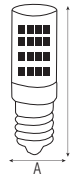

	GIGA-4	GIGA-6
	001-046-0004	001-046-0006
Power :	4 W	6 W
Luminous Flux :	360 lm	520 lm
Sizes (mm) :	A: 26 B: 54	A: 26 B: 58



### POND



- 220-240V / 50-60Hz
- Average Life: 25.000 Hrs
- 6400K




	POND-3	POND-3
	001-086-0003	001-086-0006
Power :	3 W	6 W
Luminous Flux :	260 lm	520 lm
Sizes (mm) :	A: 16 B: 50	A: 16 B: 55



### LED TUBE

- 175-250V / 50-60Hz
- Average Life: 25.000 Hrs
- 6400K



L: 600



L: 1200



L: 1500




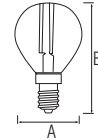
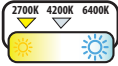
	LED TUBE-60	LED TUBE-120	LED TUBE-150
	002-001-0009	002-001-0018	002-001-0024
Power :	9 W	18 W	24 W
Luminous Flux :	830 lm	1800 lm	2500 lm
Length (mm) :	L: 600	L: 1200	L: 1500





### FILAMENT BALL

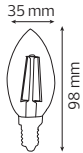

- 220-240V / 50-60Hz
- Average Life: 20.000 Hrs
- 2700K / 4200K



	FILAMENT BALL-4	FILAMENT BALL-4	FILAMENT BALL-6	FILAMENT BALL-6
	001-089-0004	001-089-0004	001-089-0006	001-089-0006
Power	: 4 W	: 4 W	: 6 W	: 6 W
Luminous Flux	: 450 lm	: 450 lm	: 700 lm	: 700 lm
Lamp Holder	: E14	: E27	: E14	: E27
Sizes	: A: 45 B: 78	: A: 45 B: 78	: A: 45 B: 78	: A: 45 B: 78

### FILAMENT CANDLE


- 220-240V / 50-60Hz
- Average Life: 20.000 Hrs
- 2700K / 4200K



	FILAMENT CANDLE-4	FILAMENT CANDLE-6
	001-013-0004	001-013-0006
Power	: 4 W	: 6 W
Luminous Flux	: 450 lm	: 700 lm

### FILAMENT FLAME


- 220-240V / 50-60Hz
- Average Life: 20.000 Hrs
- 2700K / 4200K



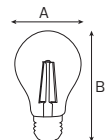
	FILAMENT FLAME-4	FILAMENT FLAME-6
	001-014-0004	001-014-0006
Power	: 4 W	: 6 W
Luminous Flux	: 450 lm	: 700 lm

### FILAMENT GLOBE

- 220-240V / 50-60Hz
- Average Life: 20.000 Hrs
- 2700K / 4200K



	FILAMENT GLOBE-4	FILAMENT GLOBE-6	FILAMENT GLOBE-8	FILAMENT GLOBE-10	FILAMENT GLOBE-12	FILAMENT GLOBE-15
	001-015-0004	001-015-0006	001-015-0008	001-015-0010	001-015-0012	001-015-0015
Power	: 4 W	: 6 W	: 8 W	: 10 W	: 12 W	: 15 W
Luminous Flux	: 450 lm	: 700 lm	: 900 lm	: 1200 lm	: 1540 lm	: 1750 lm
Sizes (mm)	: A: 60 B: 105	: A: 60 B: 105	: A: 60 B: 105	: A: 60 B: 105	: A: 60 B: 112	: A: 70 B: 131




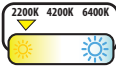


### RUSTIC GLOBE-6

- 220-240V / 50-60Hz
- Average Life: 20.000 Hrs
- 540 lm
- 2200K



001 030 0006

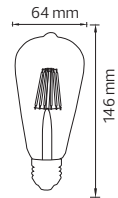



### RUSTIC VINTAGE-6

- 220-240V / 50-60Hz
- Average Life: 20.000 Hrs
- 540 lm
- 2200K

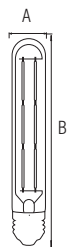



001 029 0006



### RUSTIC TUBE

- 220-240V / 50-60Hz
- Average Life: 20.000 Hrs
- 2200K



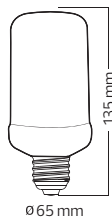
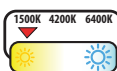
	RUSTIC TUBE-6	RUSTIC TUBE-8
Code	001-033-0006	001-033-0008

Power :	6 W	8 W
Luminous Flux :	540 lm	720 lm
Sizes /mm) :	A: 30 B: 185	A: 30 B: 235

### FIREFLUX

- 100-250V / 50-60Hz
- Average Life: 25.000 Hrs
- 117 lm
- 1500K

001 048 0005



3 Modes



Flame Mode

General Lighting Mode


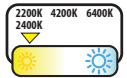
Breathing Mode



LED FILAMENT BULB/LED BULB



- 220-240V / 50-60Hz
- Average Life: 20.000 Hrs
- 710 lm
- 2200K (Amber) / 2400K (Titanium)



**TOLEDO**

001 049 0008



**PARADOX**

**PARADOX-XL**

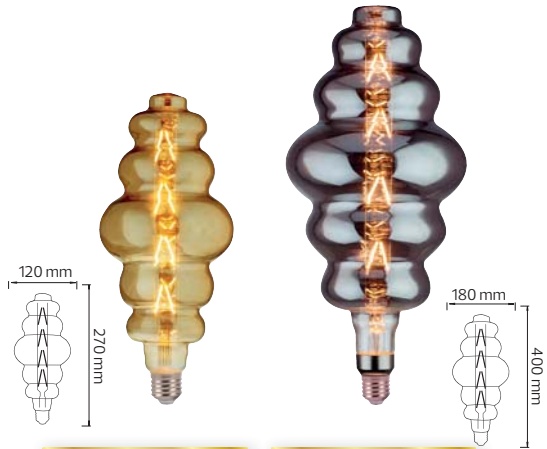
001 052 0008



**GINZA**

**GINZA-XL**

001 050 0008



**ORIGAMI**

**ORIGAMI-XL**

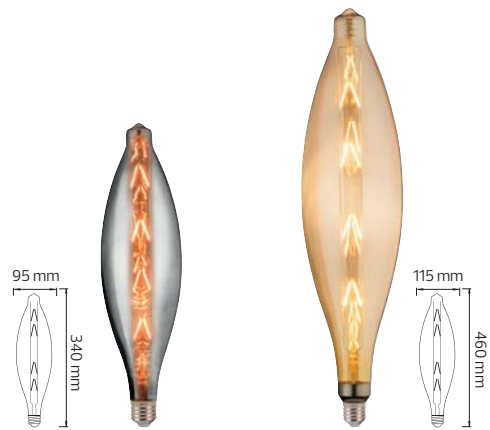
001 053 0008



**ENIGMA**

**ENIGMA-XL**

001 051 0008



**ELLIPTIC**

**ELLIPTIC-XL**

001 054 0008



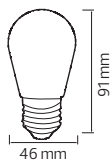


### FANTASY RGB



001 088 0001

■ 220-240V / 50-60Hz  
■ Average Life: 25.000 Hrs



RGB  
50 lm  
E27

### FANTASY

■ 220-240V / 50-60Hz  
■ Average Life: 25.000 Hrs

001 088 0002



Yellow ■ 110 lm   Red ■ 44 lm   Green ■ 78 lm   Blue ■ 32 lm   Orange ■ 96 lm   Purple ■ 30 lm   Pink ■ 46 lm



White  
140 lm

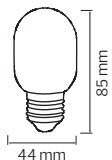


### COMFORT RGB



001 087 0001

■ 220-240V / 50-60Hz  
■ Average Life: 25.000 Hrs



RGB  
35 lm  
E27

### COMFORT

■ 220-240V / 50-60Hz  
■ Average Life: 25.000 Hrs

001 087 0002



Yellow ■ 90 lm   Red ■ 33 lm   Green ■ 60 lm   Blue ■ 25 lm   Orange ■ 75 lm   Purple ■ 23 lm   Pink ■ 38 lm




White  
100 lm



### RAINBOW

■ 220-240V / 50-60Hz  
■ Average Life: 20.000 Hrs

001 017 0001



Yellow ■ 105 lm   Red ■ 34 lm   Green ■ 68 lm   Blue ■ 12 lm



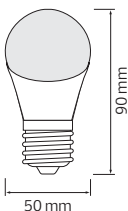
White  
120 lm



### SPECTRA

■ 175-250V / 50-60Hz  
■ Average Life: 20.000 Hrs

001 017 0003



Yellow ■ 315 lm   Red ■ 102 lm   Green ■ 205 lm   Blue ■ 38 lm

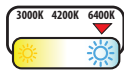


White  
250 lm





- 220-240V / 50-60Hz
- Average Life: 8.000 Hrs



### TUBE-5

### TUBE-8

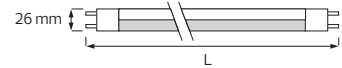
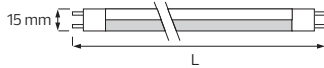


T5  
G5

	TUBE-5	TUBE-5	TUBE-5	TUBE-5
	004-001-0008	004-001-0013	004-001-0021	004-001-0028
Power :	8 W	13 W	21 W	28 W
Luminous Flux :	400lm	1045lm	1660lm	2350lm
Length (mm) :	L: 300	L: 530	L: 860	L: 1160

T8  
G13

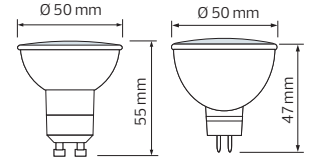
	TUBE-8	TUBE-8	TUBE-8	TUBE-8
	004-003-0010	004-003-0015	004-003-0018	004-003-0036
Power :	10 W	15 W	18 W	36 W
Luminous Flux :	360 lm	740 lm	975 lm	2400 lm
Length (mm) :	L: 347	L: 450	L: 600	L: 1200



- Average Life: 2.000 Hrs



	GU10 CLOSED	JCDR OPEN	JCDR CLOSED
	220-240V/50-60 Hz	220-240V/50-60 Hz	220-240V/50-60 Hz
Power :	50 W	50 W	50 W
Luminous Flux :	340 lm	650 lm	550 lm
Lamp Holder :	GU10	GU5.3	GU5.3



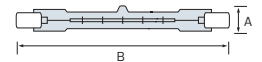
## Halogen Lamp



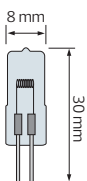
- Average Life: 2.000 Hrs



	78 mm	118 mm	189 mm
	220-240V/50-60 Hz	220-240V/50-60 Hz	220-240V/50-60 Hz
Power :	150W	300 W / 500W	1000W
Luminous Flux :	2900 lm	4000 lm / 7500 lm	18000 lm
Sizes (mm) :	A: 10 B: 78	A: 13 B: 118	A: 13 B: 189

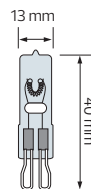


- Average Life: 2.000 Hrs



	JC G4	JC G4 WHITE
	12V AC	12V AC
Power :	20 W	20 W
Luminous Flux :	250 lm	200 lm

- Average Life: 2.000 Hrs



	G9 CLEAR	G9 WHITE	G9 FROST
	220-240V/50-60 Hz	220-240V/50-60 Hz	220-240V/50-60 Hz
Power :	25 W / 40W	40W	40W
Luminous Flux :	270 lm / 500 lm	500 lm	500 lm



# HOROZ ELECTRIC

## Downlight Fitting

### PAMUK

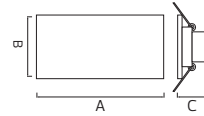
- Lamp holder not included
- Max. 10W LED

WHITE

BLACK



	PAMUK-1	PAMUK-2	PAMUK-3	PAMUK-4
	015-062-0001	015-062-0002	015-062-0003	015-062-0004
Cutting Size (mm)	: 80	: 80	: 80x160	: 80x245
Sizes (mm)	: A: 92 C: 37	: A: 92 B: 92 C: 37	: A: 175 B: 92 C: 37	: A: 258 B: 92 C: 37



# HOROZ ELECTRIC

## Downlight Fitting Modul Downlight Fitting



### MINT


- Lamp holder not included
- Max. 10W LED

WHITE

BLACK



	MINT-1	MINT-2	MINT-3	MINT-4
	015-063-0001	015-063-0002	015-063-0003	015-063-0004
Cutting Size (mm)	: 80	: 80	: 80x160	: 80x245
Sizes (mm)	: A: 90 C: 57	: A: 90 B: 90 C: 55	: A: 175 B: 90 C: 55	: A: 262 B: 90 C: 55



### YUKA

- Lamp holder not included
- Max. 10W LED

BLACK

WHITE

015 064 0001





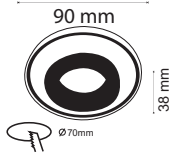
**BEGONVİL**

- Lamp holder not included
- Max. 10W LED

015 059 0001



- BLACK**
- GOLDEN**
- WHITE**



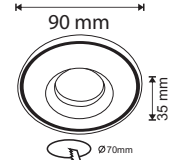
**FİRÜZE**

- Lamp holder not included
- Max. 10W LED

015 058 0001



- BLACK**
- GOLDEN**
- WHITE**



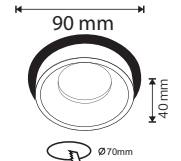
**KADİFE**

- Lamp holder not included
- Max. 10W LED

015 060 0001



- BLACK**
- GOLDEN**
- WHITE**



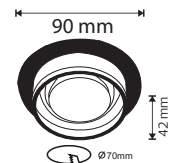
**NANE**

- Lamp holder not included
- Max. 10W LED

015 061 0001



- BLACK**
- GOLDEN**
- WHITE**



DOWNLIGHT FITTING



### AZER

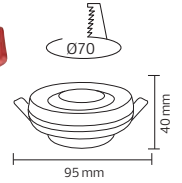
- Lamp holder not included
- Max. 10W LED



BLACK

WHITE

GOLD



AZER-1

015-039-0001

AZER-2

015-040-0001

AZER-3

015-041-0001



GU10



DOWNLIGHT FITTING

### PETUNYA

- Lamp holder not included
- Max. 10W LED

BLACK

BLACK&WHITE



PETUNYA-1

015-028-0001


PETUNYA-2

015-028-0002

PETUNYA-3

015-028-0003

Cutting Size (mm)	: 90x81	166x90	252x90
Sizes (mm)	: A: 100 B: 100 C: 45	A: 100 B: 185 C: 45	A: 100 B: 270 C: 45



GU10



## MEYAN

- Lamp holder not included
- Max. 10W LED

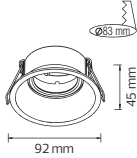
WHITE

BLACK



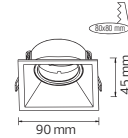
MEYAN-R

015-029-0001



MEYAN-S

015-030-0001

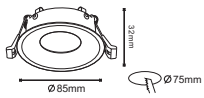



## KARANFIL

- Lamp holder not included
- Max. 10W LED

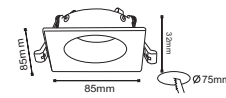
WHITE

BLACK



KARANFIL-R

015-022-0050



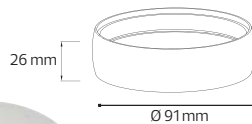
KARANFIL-S

015-023-0050



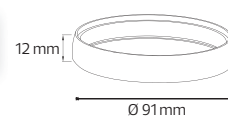
## RINGO

121 001 0001



## RINGA

121 002 0001



BLACK

WHITE

GOLDEN

CHROME

- Frame Ring for KARANFIL-R



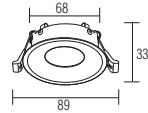
### KAKTÜS

- Lamp holder not included
- Max. 10W LED



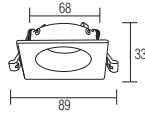
WHITE

BLACK



KAKTÜS-R

015-034-0001



KAKTÜS-S

015-035-0001



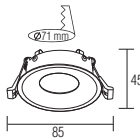
### LAVİNYA

- Lamp holder not included
- Max. 10W LED



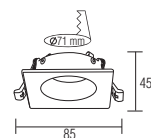
WHITE

BLACK



LAVİNYA-R

015-050-0001



LAVİNYA-S

015-051-0001

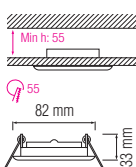


### KAMELYA

- CHROME
- MAT CHROME
- BLACK
- WHITE
- GOLDEN

015 025 0050

- Lamp holder not included
- Max. 10W LED

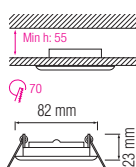


### LAVANTA

- CHROME
- MAT CHROME
- BLACK
- WHITE
- GOLDEN

015 024 0050

- Lamp holder not included
- Max. 10W LED

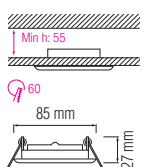


### ORKİDE

- CHROME
- MAT CHROME
- GOLDEN
- WHITE

015 007 0050

- 220-240V / 50-60Hz
- Max. 10W LED






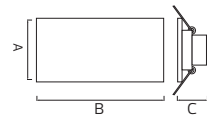
### AZELYA

- Lamp holder not included
- Max. 10W LED

- WHITE
- BLACK
- WHITE-BLACK



	AZELYA-1	AZELYA-2	AZELYA-3	AZELYA-4
Code	015-048-0001	015-048-0002	015-048-0003	015-048-0004
Cutting Size (mm)	: 80	: 80	: 80x160	: 80x245
Sizes (mm)	: A: 85 B: 85 C: 40	: A: 92 B: 92 C: 42	: A: 92 B: 172 C: 42	: A: 92 B: 252 C: 42



DOWNLIGHT FITTING

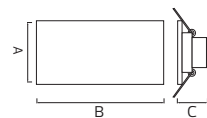
### ANEMON

- Lamp holder not included
- Max. 10W LED

- WHITE
- BLACK



	ANEMON-1	ANEMON-2	ANEMON-3	ANEMON-4
Code	015-049-0001	015-049-0002	015-049-0003	015-049-0004
Cutting Size (mm)	: 85	: 85	: 85x160	: 85x245
Sizes (mm)	: A: 95 B: 95 C: 35	: A: 92 B: 92 C: 35	: A: 92 B: 175 C: 35	: A: 92 B: 253 C: 35





### RECESSED

■ Lamp holder not included

#### DOWNLIGHT FITTING FOR MODUL-6/MODUL-9

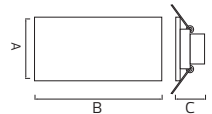


WHITE

BLACK



	RECESSED-R 015-042-0001	RECESSED-SQ1 015-043-0001	RECESSED-SQ2 015-043-0002	RECESSED-SQ3 015-043-0003	RECESSED-SQ4 015-043-0004
Cutting Size (mm)	: 80	80	160	240	160
Sizes (mm)	: A: 85 B: 85 C: 30	A: 88 B: 88 C: 35	A: 168 B: 88 C: 35	A: 248 B: 88 C: 35	A: 168 B: 168 C: 35



MODUL DOWNLIGHT FITTING

### SURFACE

■ Lamp holder not included

#### DOWNLIGHT FITTING FOR MODUL-6/MODUL-9

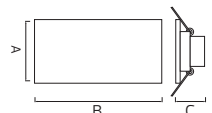


WHITE

BLACK



	SURFACE-R 015-044-0001	SURFACE-SQ1 015-045-0001	SURFACE-SQ2 015-045-0002	SURFACE-SQ3 015-045-0003	SURFACE-SQ4 015-045-0004
Sizes (mm)	: A: 90 B: 90 C: 110	A: 105 B: 105 C: 110	A: 110 B: 205 C: 110	A: 115 B: 300 C: 110	A: 205 B: 205 C: 110



## MODUL-9

016 076 0009

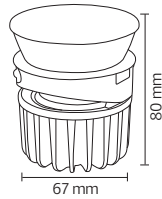


SUITABLE FOR MODULE FITTING CASES

BLACK

WHITE

- 100-265V / 50-60Hz
- Average Life: 40.000 Hrs
- 810 lm
- 4200K/6400K



## MODUL-G

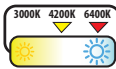
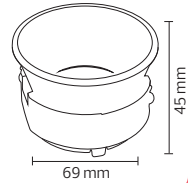
128 003 0001

- Max. 10W LED



SUITABLE FOR MODULE FITTING CASES

SUITABLE FOR GU10 AND G5.3 LED BULBS





**HOROZ ELECTRIC**

**LED Downlight**

**MABEL**

- 160-265V / 50-60Hz
- Average Life: 30.000 Hrs
- 450 lm
- 4200K

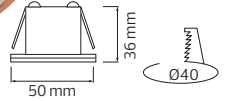
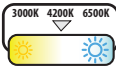
016 098 0005



**WHITE**

**BLACK**

**ROSE GOLD**



**LED Downlight  
LED Sensor Downlight**

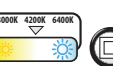
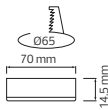


**LUNA**

- 220-220V / 50-60Hz
- Average Life: 20.000 Hrs
- 210 lm
- 4200K
- Recessed+Surface Mounting Available

016 041 0003

**WHITE**



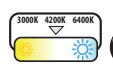
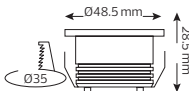
**BIANCA**

- 85-265V / 50-60Hz
- Average Life: 30.000 Hrs
- 210 lm
- 4200K

016 036 0003

**WHITE**

**M.CHROME**

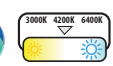
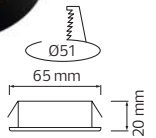


**ANGELA**

- 185-264V / 50-60Hz
- Average Life: 30.000 Hrs
- 100 lm
- 4200K

016 002 0002

**M.CHROME**



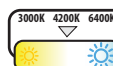
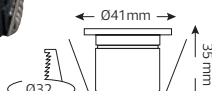
**SILVIA**

016 039 0001

**WHITE**

**MAT CHROME**

- 85-265V / 50-60Hz
- Average Life: 30.000 Hrs
- 70 lm
- 4200K



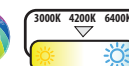
**MONICA**

016 003 0001

**CHROME**

**MAT CHROME**

- 185-264V / 50-60Hz
- Average Life: 30.000 Hrs
- 80 lm
- 4200K



LED DOWNLIGHT



**HOROZ ELECTRIC**

**LED Downlight**

**MELODY**

- 170-260V / 50-60Hz
- Average Life: 30.000 Hrs
- 450 lm
- 4000K
- Linked Sets: 18 pcs


016 069 0005



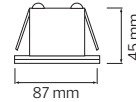
**MAT CHROME**

**WHITE**

**BLACK**



**DOUBLE SPRING CLAMP CONNECTOR**



LED DOWNLIGHT

**LOGAN 3 CCT**

- 170-265V / 50-60Hz
- Average Life: 30.000 Hrs
- 450 lm
- 3 CCT

016 085 0005



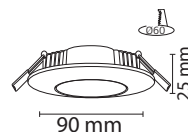
**CCT ADJUSTABLE**

CCT Selectable by DIP Switch



**BLACK**

**WHITE**





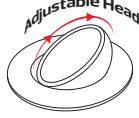
**HOROZ ELECTRIC**

**LED Downlight**

**NORA PRO-5**

- 170-265V / 50-60Hz
- Average Life: 20.000 Hrs
- 450 lm

016 053 1005

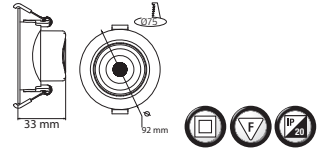


**CCT ADJUSTABLE**



**WHITE**

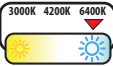
**BLACK**



**AMARA**

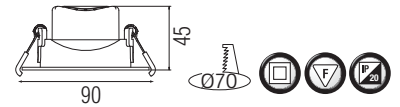
- 220-240V / 50-60Hz
- Average Life: 20.000 Hrs
- 480 lm
- 6400K

016 079 0006



**WHITE&BLACK**

**BLACK**



LED DOWNLIGHT






- 170-265V / 50-60Hz
- Average Life: 30.000 Hrs
- 4200K

**DOUBLE SPRING CLAMP CONNECTOR**

**BLACK**

**WHITE**



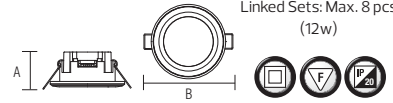
Easy connection available  
Linked Sets: Max. 18 pcs  
(5w)

Easy connection available  
Linked Sets: Max. 8 pcs  
(12w)



	PARKER-5	PARKER-12
	016-071-0005	016-071-0012

Power	: 5 W	12 W
Luminous Flux	: 350 lm	1000 lm
Cutting Diameter (mm)	: Ø68	Ø130
Sizes (mm)	: A: 40 B: 82	A: 38 B: 148





- 170-265V / 50-60Hz
- Average Life: 30.000 Hrs
- 4200K

**DOUBLE SPRING CLAMP CONNECTOR**

**BLACK**

**WHITE**



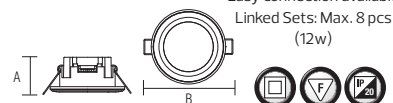
Easy connection available  
Linked Sets: Max. 18 pcs  
(5w)

Easy connection available  
Linked Sets: Max. 8 pcs  
(12w)



	CARTER-5	CARTER-12
	016-072-0005	016-072-0012

Power	: 5 W	12 W
Luminous Flux	: 350 lm	1000 lm
Cutting Diameter (mm)	: Ø68	Ø130
Sizes (mm)	: A: 35 B: 82	A: 33 B: 145





**HOROZ**

**ELECTRIC**


# LED Downlight

## PAULA 3 CCT

- 100-265V / 50-60Hz
- Average Life: 30.000 Hrs
- 3 CCT

## CCT ADJUSTABLE


CCT Selectable by DIP Switch



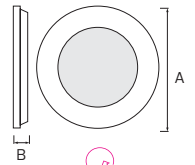
WHITE

BLACK

ADJUSTABLE CUT HOLE



	PAULA-9 3 CCT 016-092-0009	PAULA-18 3 CCT 016-092-0018	PAULA-24 3 CCT 016-092-0024	PAULA-36 3 CCT 016-092-0036
Power	9 W	18 W	24 W	36 W
Luminous Flux	720 lm	1440 lm	1920 lm	2880 lm
Cutting Diameter (mm)	66-75	70-105	70-150	70-200
Sizes (mm)	A:130 B:32	A:160 B:32	A:210 B:32	A:265 B:32




## STELLA



FRAMELESS

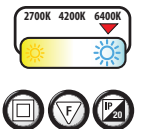
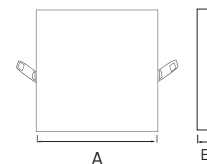
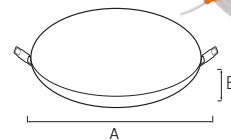

## STELLA/SQ



WHITE

- 100-265V / 50-60Hz
- Average Life: 25.000 Hrs
- 6400K

ADJUSTABLE CUT HOLE



	STELLA-8 016-052-0008	STELLA-16 016-052-0016	STELLA-20 016-052-0020	STELLA-30 016-052-0030
Power	8 W	16 W	20 W	30 W
Luminous Flux	680 lm	1440 lm	1900 lm	2850 lm
Cutting Diameter (mm)	55-70	55-100	55-150	55-200
Sizes (mm)	A:91 B:19	A:121 B:19	A:173 B:19	A:223 B:19



	STELLA/SQ-8 016-061-0008	STELLA/SQ-16 016-061-0016	STELLA/SQ-20 016-061-0020	STELLA/SQ-30 016-061-0030
Power	8 W	16 W	20 W	30 W
Luminous Flux	680 lm	1440 lm	1900 lm	2850 lm
Cutting Diameter (mm)	55-70	55-100	55-150	55-200
Sizes (mm)	A:91 B:19	A:121 B:19	A:173 B:19	A:223 B:19



## LUCIA 3 CCT

- 85-265V / 50-60Hz
- Average Life: 30.000 Hrs



## CCT ADJUSTABLE

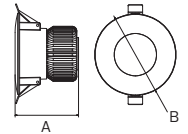


WHITE

BLACK



	LUCIA-10 3 CCT	LUCIA-15 3 CCT	LUCIA-20 3 CCT	LUCIA-25 3 CCT	LUCIA-30 3 CCT	LUCIA-35 3 CCT	LUCIA-40 3 CCT
	016-046-1010	016-046-1015	016-046-1020	016-046-1025	016-046-1030	016-046-1035	016-046-1040
Power :	10 W	15 W	20 W	25 W	30 W	35 W	40 W
Luminous Flux:	650 lm	1125 lm	1500 lm	1875 lm	2250 lm	2625 lm	3000 lm
Cutting Diameter:	Ø75	Ø85	Ø95	Ø120	Ø145	Ø165	Ø200
Sizes (mm) :	A: 37 B: 86	A: 44,5 B: 101	A: 53 B: 116	A: 62,6 B: 140	A: 73 B: 163	A: 84 B: 190	A: 99 B: 217






### VANESSA

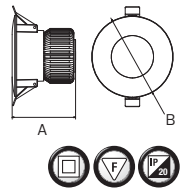
- 85-265V / 50-60Hz
- Average Life: 30.000 Hrs
- 6400K

WHITE

BLACK



	VANESSA-5	VANESSA-10	VANESSA-15	VANESSA-20	VANESSA-30
	016-044-0005	016-044-0010	016-044-0015	016-044-0020	016-044-0030
Power :	5 W	10 W	15 W	20 W	30 W
Luminous Flux :	341 lm	824 lm	1079 lm	1470 lm	2205 lm
Cutting Diameter (mm) :	Ø75	Ø95	Ø150	Ø170	Ø205
Sizes (mm) :	A: 43 B: 90	A: 43 B: 120	A: 43 B: 170	A: 45 B: 195	A: 45 B: 225



### ALEXA 3 CCT

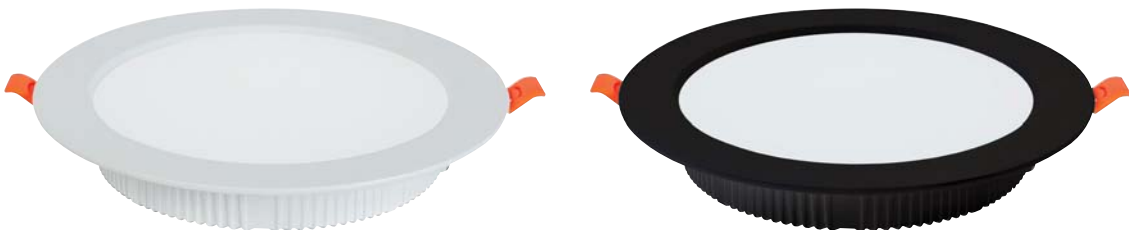
- 200-265V / 50-60Hz
- Average Life: 70.000 Hrs
- 3CCT

WHITE

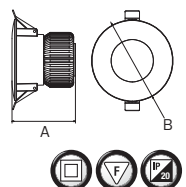
BLACK

ALUMINIUM

### CCT ADJUSTABLE



	ALEXA-8 3 CCT	ALEXA-12 3 CCT	ALEXA-20 3 CCT	ALEXA-24 3 CCT	ALEXA-30 3 CCT
	016-048-1008	016-048-1012	016-048-1020	016-048-1024	016-048-1030
Power :	8 W	12 W	20 W	24 W	30 W
Luminous Flux :	600 lm	900 lm	1500 lm	1800 lm	2250 lm
Cutting Diameter (mm) :	Ø75	Ø95	Ø115	Ø145	Ø190
Sizes (mm) :	A: 32 B: 98	A: 32 B: 120	A: 32 B: 145	A: 32 B: 180	A: 32 B: 230





### ALEXIS 3 CCT

- 160-265V / 50-60Hz
- Average Life: 30.000 Hrs
- 3 CCT



### CCT ADJUSTABLE


CCT Selectable by DIP Switch



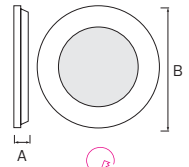
WHITE

BLACK

PLASTIC



	ALEXIS-6 3 CCT	ALEXIS-9 3 CCT	ALEXIS-12 3 CCT	ALEXIS-18 3 CCT	ALEXIS-24 3 CCT	ALEXIS-30 3 CCT
	016-087-0006	016-087-0009	016-087-0012	016-087-0018	016-087-0024	016-087-0030
Power :	6 W	9 W	12 W	18 W	24 W	30 W
Luminous Flux:	510 lm	780 lm	1050 lm	1660 lm	2270 lm	3000 lm
Cutting Diameter:	Ø80	Ø100	Ø110	Ø140	Ø200	Ø250
Sizes (mm) :	A: 27 B: 108	A: 27 B: 125	A: 27 B: 147	A: 27 B: 175	A: 27 B: 220	A: 27 B: 300



### ALEXIS/SQ 3 CCT

- 160-265V / 50-60Hz
- Average Life: 30.000 Hrs
- 3 CCT



### CCT ADJUSTABLE

CCT Selectable by DIP Switch



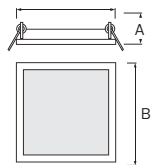
WHITE

BLACK

PLASTIC



	ALEXIS/SQ-9 3 CCT	ALEXIS/SQ-12 3 CCT	ALEXIS/SQ-18 3 CCT	ALEXIS/SQ-24 3 CCT	ALEXIS/SQ-30 3 CCT
	016-088-0009	016-088-0012	016-088-0018	016-088-0024	016-088-0030
Power :	9 W	12 W	18 W	24 W	30 W
Luminous Flux :	780 lm	1050 lm	1660 lm	2270 lm	3000 lm
Cutting Diameter (mm) :	90-90	110-110	140-140	200-200	250-250
Sizes (mm) :	A: 27 B: 118	A: 27 B: 152	A: 27 B: 178	A: 27 B: 220	A: 27 B: 300

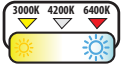




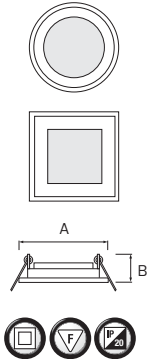
- 100-265V / 50-60Hz
- Average Life: 30.000 Hrs
- 3000K / 4200K / 6400K

## CLARA

## MARIA

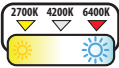


	CLARA-6	CLARA-12	CLARA-15	MARIA-6	MARIA-12	MARIA-15
	016-016-0006	016-016-0012	016-016-0015	016-015-0006	016-015-0012	016-015-0015
Power :	6 W	12 W	15 W	6 W	12 W	15 W
Luminous Flux :	480 lm	744 lm	1150 lm	480 lm	744 lm	1150 lm
Cutting Diameter (mm) :	Ø73	Ø125	Ø165	73X73	125X125	165X165
Sizes (mm) :	A: 96 B: 40	A: 160 B: 40	A: 200 B: 40	A: 96 B: 35	A: 160 B: 40	A: 198 B: 40



## SLIM

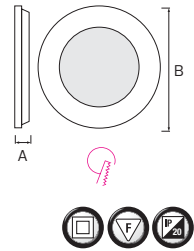
- 100-265V / 50-60Hz
- Average Life: 50.000 Hrs
- 2700K / 4200K / 6400K



WHITE

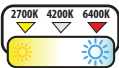


	SLIM-3	SLIM-6	SLIM-9	SLIM-12	SLIM-15	SLIM-18	SLIM-24
	056-003-0003	056-003-0006	056-003-0009	056-003-0012	056-003-0015	056-003-0018	056-003-0024
Power :	3 W	6 W	9 W	12 W	15 W	18 W	24 W
Luminous Flux :	110 lm	270 lm	540 lm	660 lm	900 lm	1170 lm	1632 lm
Cutting Diameter :	Ø70	Ø108	Ø132	Ø155	Ø176	Ø215	Ø279
Sizes (mm) :	A:14 B:83	A:14 B:118,5	A:14 B:146	A:14 B:168	A:14 B:190	A:14 B:221	A:14 B:297



## SLIM/Sq

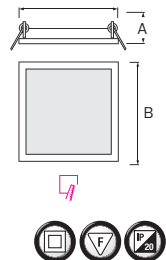
- 100-265V / 50-60Hz
- Average Life: 50.000 Hrs
- 2700K / 4200K / 6400K



WHITE



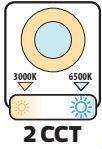
	SLIM / Sq-3	SLIM / Sq-6	SLIM / Sq-9	SLIM / Sq-12	SLIM / Sq-15	SLIM / Sq-18	SLIM / Sq-24
	056-005-0003	056-005-0006	056-005-0009	056-005-0012	056-005-0015	056-005-0018	056-005-0024
Power :	3 W	6 W	9 W	12 W	15 W	18 W	24 W
Luminous Flux :	110 lm	270 lm	540 lm	660 lm	900 lm	1170 lm	1632 lm
Cutting Size (mm) :	76x76	105x105	135x135	156x156	178x178	207x207	276x276
Sizes (mm) :	A:14 B:89	A:14 B:113,5	A:14 B:146	A:14 B:163	A:14 B:194,5	A:14 B:219,5	A:14 B:292





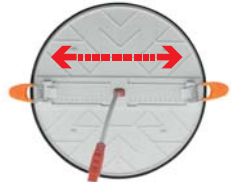
### HARLEY 2 CCT

- 165-265V / 50-60Hz
- Average Life: 15.000 Hrs
- 2 CCT



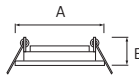
- WHITE
- BLACK

ADJUSTABLE CUT HOLE



HARLEY-5 2 CCT	HARLEY-10 2 CCT	HARLEY-16 2 CCT	HARLEY-20 2 CCT
016-074-0005	016-074-0010	016-074-0016	016-074-0020


Power :	5 W	10 W	16 W	20 W
Luminous Flux :	298 lm	1108 lm	1578 lm	2078 lm
Cutting Diameter :	Ø55-70	Ø55-100	Ø55-160	Ø55-200
Sizes (mm) :	A: 100 B: 40	A: 120 B: 40	A: 175 B: 40	A: 225 B: 40



LED DOWNLIGHT

### VIOLET

- 160-265V / 50-60Hz
- Average Life: 30.000 Hrs
- 6400K

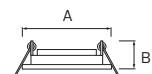


- WHITE



VIOLET-9	VIOLET-12	VIOLET-18	VIOLET-24	VIOLET-36
016-075-0009	016-075-0012	016-075-0018	016-075-0024	016-075-0036

Power :	9 W	12 W	18 W	24 W	36 W
Luminous Flux :	720 lm	960 lm	1440 lm	1920 lm	2880 lm
Cutting Diameter :	Ø70	Ø90	Ø110	Ø145	Ø190
Sizes (mm) :	A: 86 B: 30	A: 106 B: 30	A: 130 B: 30	A: 162 B: 30	A: 210 B: 33

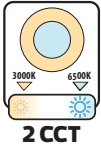






### VALENTINA 2 CCT

- 165-260V / 50-60Hz
- Average Life: 25.000 Hrs
- 3000K-6500K

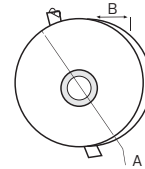
WHITE



ADJUSTABLE CCT HOLE



	VALENTINA-6 2 CCT 016-063-0006	VALENTINA-12 2 CCT 016-063-0012	VALENTINA-24 2 CCT 016-063-0024	VALENTINA-36 2 CCT 016-063-0036
Power	6 W	12 W	24 W	36 W
Luminous Flux	480 lm	960 lm	1920 lm	2880 lm
Cutting Diameter (mm)	50-90	50-105	50-150	50-205
Sizes (mm)	A: 100 B: 25	A: 120 B: 25	A: 170 B: 25	A: 220 B: 25



### ALESYA 3 CCT

- 85-265V / 50-60Hz
- Average Life: 30.000 Hrs
- 3CCT

### CCT ADJUSTABLE

WHITE

BLACK



CCT Selectable by Driver DIP Switch



3000K



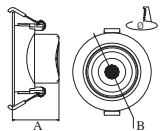
4000K



6500K



	ALESYA-10 3 CCT 016-089-1010	ALESYA-15 3 CCT 016-089-1015	ALESYA-20 3 CCT 016-089-1020	ALESYA-25 3 CCT 016-089-1025	ALESYA-30 3 CCT 016-089-1030	ALESYA-40 3 CCT 016-089-1040
Power	10 W	15 W	20 W	25 W	30 W	40 W
Luminous Flux	800 lm	1200 lm	1600 lm	2000 lm	2400 lm	3200 lm
Cutting Diameter (mm)	Ø75	Ø95	Ø110	Ø145	Ø200	Ø200
Sizes (mm)	A: 30.5 B: 90	A: 33 B: 120	A: 35 B: 140	A: 39 B: 170	A: 44 B: 220	A: 44 B: 220





**HOROZ ELECTRIC**

# LED Sensor Downlight/LED Downlight

## MARTHA-18 3 CCT

- 100-265V / 50-60Hz
- Average Life: 25.000 Hrs
- 1530 lm
- 3 CCT

016 060 1018


## CCT ADJUSTABLE

CCT Selectable by DIP Switch



WHITE

BLACK



☀ Day&Night motion sensor mode

☾ Night motion sensor mode



Recessed



Surface Mounting

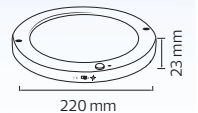


PIR Sensor



360°

Built-in  
Photocell &  
PIR Sensor



## MATILDA 3 CCT

- 100-265V / 50-60Hz
- Average Life: 25.000 Hrs
- 3 CCT


## CCT ADJUSTABLE

CCT Selectable by DIP Switch



WHITE

BLACK



MATILDA-12 3 CCT

MATILDA-18 3 CCT

016-090-0012

016-090-0018

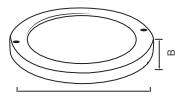
Power	:	12 W	18 W
Luminous Flux	:	1200 lm	1800 lm
Cutting Diameter (mm)	:	60-130	60-180
Sizes (mm)	:	A:170 B:18	A:220 B:18



Recessed



Surface Mounting



LED SENSOR DOWNLIGHT/LED DOWNLIGHT



**HOROZ ELECTRIC**

# LED Surface Light

**NORA PRO/S-5**

016 078 1005

F A ↑ G

**CCT ADJUSTABLE**


CCT Selectable by DIP Switch



3000K



4000K

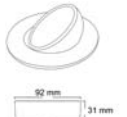
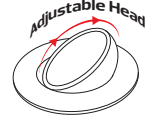


6500K

**WHITE**

**BLACK**

- 170-265V / 50-60Hz
- Average Life: 20.000 Hrs
- 450 lm



**HOROZ ELECTRIC**

LED Surface Light  
LED Surface Backlight  
Surface Light



LED SURFACE LIGHT



**KAMEL**

016 099 0005

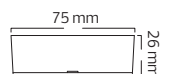
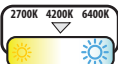


F A ↑ G

**WHITE**

**BLACK**

- 160-265V / 50-60Hz
- Average Life: 30.000 Hrs
- 4200K
- 400 lm





## GUSTO 3 CCT


- 160-265V / 50-60Hz
- Average Life: 20.000 Hrs
- 3 CCT



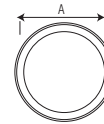
## CCT ADJUSTABLE



- WHITE
- BLACK



	GUSTO-12 3 CCT 016-095-0012	GUSTO-18 3 CCT 016-095-0018	GUSTO-24 3 CCT 016-095-0024	GUSTO-32 3 CCT 016-095-0032	GUSTO-40 3 CCT 016-095-0040
Power :	12 W	18 W	24 W	32 W	40 W
Luminous Flux :	1200 lm	1800 lm	2400 lm	3200 lm	4000 lm
Sizes (mm) :	A:180 B:25	A:230 B:25	A:300 B:25	A:400 B:25	A:500 B:25




LED SURFACE LIGHT

## PASTEL 3 CCT

- 160-265V / 50-60Hz
- Average Life: 20.000 Hrs
- 3 CCT



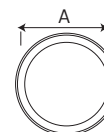
## CCT ADJUSTABLE



- WHITE
- BLACK



	PASTEL-18 3 CCT 016-096-0018	PASTEL-24 3 CCT 016-096-0024	PASTEL-32 3 CCT 016-096-0032
Power :	18 W	24 W	32 W
Luminous Flux :	952 lm	1286 lm	1798 lm
Sizes (mm) :	A:230 B:45	A:300 B:45	A:400 B:45





- 100-265V / 50-60Hz
- Average Life: 30.000 Hrs
- 3000K / 4200K / 6400K

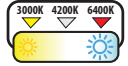
## CAROLINE

## ARINA



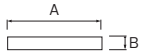


WHITE

BLACK



ALUMINIUM



	CAROLINE-12	CAROLINE-18	CAROLINE-28	ARINA-12	ARINA-18	ARINA-28
	016-025-0012	016-025-0018	016-025-0028	016-026-0012	016-026-0018	016-026-0028
Power :	12 W	18 W	28 W	12 W	18 W	28 W
Luminous Flux :	840 lm	1300 lm	1960 lm	840 lm	1300 lm	1960 lm
Sizes (mm) :	A:160 B:28	A:210 B:28	A:287 B:28	A:159.5 B:28	A:211 B:28	A:283 B:28
Colour :	White 3000K/4200K/6400K	White 3000K/4200K/6400K	White 3000K/4200K/6400K	White 3000K/4200K/6400K	White 3000K/4200K/6400K	White 3000K/4200K/6400K
	Black 6400K	Black 6400K	Black 6400K	Black 6400K	Black 6400K	Black 6400K

## SELENA 3 CCT


- 160-265V / 50-60Hz
- Average Life: 20.000 Hrs
- 3 CCT

PLASTIC



BLACK

WHITE



## CCT ADJUSTABLE



CCT Selectable by DIP Switch




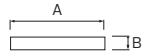
3000K



4000K



6500K



	SELENA-12 3 CCT	SELENA-18 3 CCT	SELENA-24 3 CCT	SELENA-36 3 CCT
	016-084-0012	016-084-0018	016-084-0024	016-084-0036
Power :	12 W	18 W	24 W	36 W
Luminous Flux :	1050 lm	1660 lm	2270 lm	3600 lm
Sizes (mm) :	A:140 B:32	A:173 B:32	A:218 B:32	A:290 B:32

## MILENA 3 CCT

- 160-265V / 50-60Hz
- Average Life: 20.000 Hrs
- 3 CCT

PLASTIC



BLACK

WHITE



## CCT ADJUSTABLE



CCT Selectable by DIP Switch



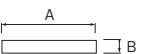
3000K



4000K



6500K

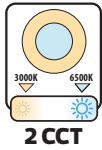


	MILENA-12 3 CCT	MILENA-18 3 CCT	MILENA-24 3 CCT	MILENA-36 3 CCT
	016-083-0012	016-083-0018	016-083-0024	016-083-0036
Power :	12 W	18 W	24 W	36 W
Luminous Flux :	1050 lm	1660 lm	2270 lm	3600 lm
Sizes (mm) :	A:140 B:32	A:173 B:32	A:220 B:32	A:290 B:32



## VALENTINA/S 2 CCT


- 165-265V/50-60Hz
- Average Life: 25.000 Hrs
- 2CCT



2 CCT

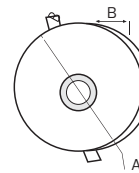


WHITE



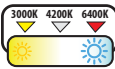
VALENTINA/S-12 2 CCT	VALENTINA/S-24 2 CCT	VALENTINA/S-36 2 CCT
016-086-0012	016-086-0024	016-086-0036

Power	: 12 W	24 W	36 W
Luminous Flux	: 960 lm	1920 lm	2880 lm
Sizes (mm)	: A: 120 B: 46	A: 172 B: 46	A: 225 B: 46



## CARLA

- 100-265V/50-60Hz
- Average Life: 25.000 Hrs
- 3000K/4200K/6400K

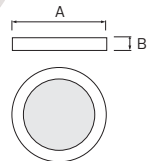


WHITE



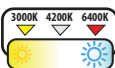
CARLA-16	CARLA-24	CARLA-32	CARLA-48
016-058-0016	016-058-0024	016-058-0032	016-058-0048

Power	: 16 W	24 W	32 W	48 W
Luminous Flux	: 1520 lm	2280 lm	3040 lm	4500 lm
Sizes (mm)	: A: 120 B: 45	A: 175 B: 45	A: 225 B: 45	A: 300 B: 45



## CARLA/SQ

- 100-265V/50-60Hz
- Average Life: 25.000 Hrs
- 3000K/4200K/6400K

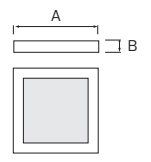


WHITE



CARLA/SQ-16	CARLA/SQ-24	CARLA/SQ-32	CARLA/SQ-48
016-059-0016	016-059-0024	016-059-0032	016-059-0048

Power	: 16 W	24 W	32 W	48 W
Luminous Flux	: 1520 lm	2280 lm	3040 lm	4500 lm
Sizes (mm)	: A: 125 B: 45	A: 172 B: 45	A: 225 B: 45	A: 300 B: 45






## SOFIA 3 CCT

- 100-265V/50-60Hz
- Average Life: 25.000 Hrs
- 3 CCT




## CCT ADJUSTABLE



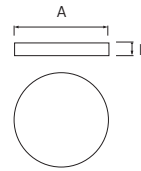
WHITE

BLACK

ALUMINIUM



	SOFIA-18 3 CCT	SOFIA-24 3 CCT	SOFIA-36 3 CCT	SOFIA-48 3 CCT
	016-064-1018	016-064-1024	016-064-1036	016-064-1048
Power	18 W	24 W	36 W	48 W
Luminous Flux	1620 lm	2160 lm	3240 lm	4320 lm
Sizes (mm)	A:123 B:40	A:180 B:40	A:228 B:40	A:300 B:40



## SOFIA/S 3 CCT

- 100-265V/50-60Hz
- Average Life: 25.000 Hrs
- 3 CCT



## CCT ADJUSTABLE



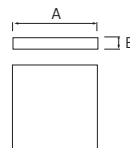
WHITE

BLACK

ALUMINIUM



	SOFIA/S-18 3 CCT	SOFIA/S-24 3 CCT	SOFIA/S-36 3 CCT	SOFIA/S-48 3 CCT
	016-065-1018	016-065-1024	016-065-1036	016-065-1048
Power	18 W	24 W	36 W	48 W
Luminous Flux	1620 lm	2160 lm	3240 lm	4320 lm
Sizes (mm)	A:123 B:40	A:180 B:40	A:228 B:40	A:300 B:40





### CATALINA 3 CCT



**CCT ADJUSTABLE**

CCT Selectable by DIP Switch

3000K      4000K      6500K

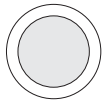
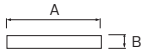
BLACK

WHITE

- 160-265V / 50-60Hz
- Average Life: 30.000 Hrs
- 3 CCT



PLASTIC



	CATALINA-12 3 CCT	CATALINA-18 3 CCT	CATALINA-24 3 CCT	CATALINA-36 3 CCT
	016-081-1012	016-081-1018	016-081-1024	016-081-1036
Power	: 12 W	: 18 W	: 24 W	: 36 W
Luminous Flux	: 1050 lm	: 1800 lm	: 2270 lm	: 3600 lm
Sizes (mm)	: A: 120 B: 38	: A: 175 B: 38	: A: 215 B: 38	: A: 295 B: 38

LED SURFACE LIGHT

### CATALINA/S 3 CCT



**CCT ADJUSTABLE**

CCT Selectable by DIP Switch

3000K      4000K      6500K

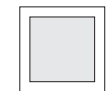

BLACK

WHITE

- 160-265V / 50-60Hz
- Average Life: 30.000 Hrs
- 3 CCT



PLASTIC




	CATALINA/S-12 3 CCT	CATALINA/S-18 3 CCT	CATALINA/S-24 3 CCT	CATALINA/S-36 3 CCT
	016-082-1012	016-082-1018	016-082-1024	016-082-1036
Power	: 12 W	: 18 W	: 24 W	: 36 W
Luminous Flux	: 1050 lm	: 1800 lm	: 2270 lm	: 3600 lm
Sizes (mm)	: A: 120 B: 38	: A: 175 B: 38	: A: 215 B: 38	: A: 295 B: 38



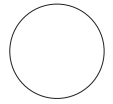
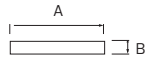
## BELINDA

- 160-265V / 50-60Hz
- Average Life: 20.000 Hrs
- 6400K



WHITE

BLACK



	BELINDA-30	BELINDA-45	BELINDA-60
	016-094-0030	016-094-0045	016-094-0060
Power	30 W	45 W	60 W
Luminous Flux	3200 lm	4900 lm	6500 lm
Sizes (mm)	A:260 B:50	A:350 B:55	A:430 B:60

LED SURFACE LIGHT

## HAZEL 3 CCT

- 160-265V / 50-60Hz
- Average Life: 25.000 Hrs
- 3 CCT



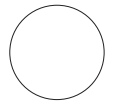
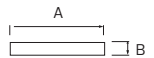
## CCT ADJUSTABLE

CCT Selectable by DIP Switch



WHITE

BLACK



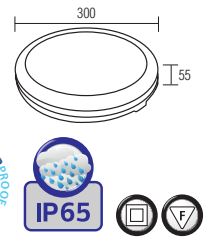
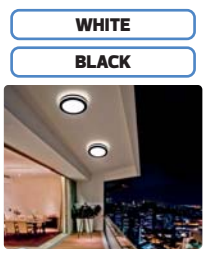

	HAZEL-24 3 CCT	HAZEL-32 3 CCT	HAZEL-40 3 CCT
	016-077-1024	016-077-1032	016-077-1040
Power	24 W	32 W	40 W
Luminous Flux	1680 lm	2240 lm	2800 lm
Sizes (mm)	A:300 B:53	A:370 B:55	A:450 B:60

## SCARLETT-30 CCT

- 170-265V / 50-60Hz
- Average Life: 30.000 Hrs
- 2700 lm
- 3 CCT

016 070 1030

## CCT ADJUSTABLE



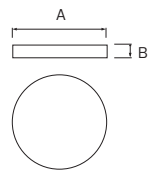
## ANDREA

- 170-265V / 50-60Hz
- Average Life: 25.000 Hrs
- 6400K




	ANDREA-15	ANDREA-20	ANDREA-30
	016-066-0015	016-066-0020	016-066-0030

Power	: 15 W	20 W	30 W
Luminous Flux	: 1275 lm	1700 lm	2550 lm
Sizes (mm)	: A:220 B:49	A:280 B:49	A:327 B:49



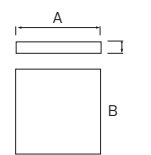
## ANDREA/S

- 170-265V / 50-60Hz
- Average Life: 25.000 Hrs
- 6400K



	ANDREA/S-15	ANDREA/S-20	ANDREA/S-30
	016-067-0015	016-067-0020	016-067-0030

Power	: 15 W	20 W	30 W
Luminous Flux	: 1275 lm	1700 lm	2550 lm
Sizes (mm)	: A:220 B:49	A:280 B:49	A:327 B:49





## LUCAS 5 CCT

- 170-265V / 50-60Hz
- Average Life: 25.000 Hrs
- 5 CCT
- Detection Distance: 3m (<24°C)
- Detection ANGLE 360°
- Time setting: 10sec-3min (adjustable)
- Time Delay: 30s-60s-180s adj. by clip-on
- Relative humidity: <93%R
- Working temperature: -20-+40°C
- Installation height: 3-5m
- Emergency Light: 6400K
- Emergency Mode Working Time: 3Hours/300 lm
- 2x 3.7V 1800mAh Lithium Ion Battery




WHITE



Radar Sensor

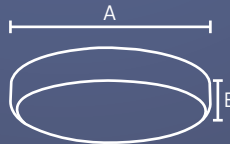


Emergency Lighting



LUCAS-20 5 CCT	LUCAS-25 5 CCT
027-024-0020	027-024-0025

Power	: 20 W	25 W
Adjustable Power	: 10W-15W-20W	15W-20W-25W
Luminous Flux	: 1800 lm	2250 lm
Sizes (mm)	: A: 280 B: 70	A: 330 B: 70



IP54



LED SENSOR DECORATIVE CEILING LAMP





**ELSA-48 3 CCT**

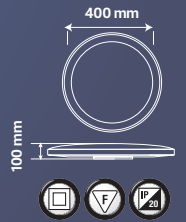

160-265V/50-60Hz  
Average Life: 20.000 Hrs  
2700 lm  
3 CCT

027 025 0048



**CCT ADJUSTABLE**

**WHITE**



LED SENSOR DECORATIVE CEILING LAMP

**GALA-48 3 CCT**

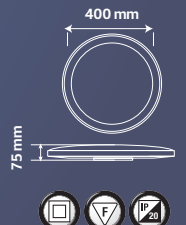

160-265V/50-60Hz  
Average Life: 20.000 Hrs  
3800 lm  
3 CCT

027 026 0048



**CCT ADJUSTABLE**

**WHITE**





**TERRA 3 CCT**

- 160-265V / 50-60Hz
- Average Life: 20.000 Hrs
- 2800 lm
- 3 CCT


027 022 0048



**CCT ADJUSTABLE**



CCT Selectable by Driver DIP Switch

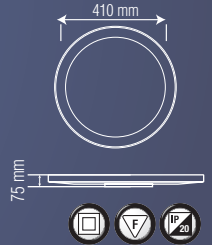


3000K

4500K

6000K

**WHITE**



**RAPSODY 3 CCT**

- 160-265V / 50-60Hz
- Average Life: 20.000 Hrs
- 3720 lm
- 3 CCT

027 023 0048



**CCT ADJUSTABLE**



CCT Selectable by Driver DIP Switch

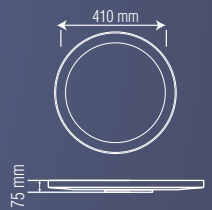


3000K

4500K

6000K

**WHITE**



LED SENSOR DECORATIVE CEILING LAMP




**HOROZ ELECTRIC**

# LED Decorative Ceiling Lamp LED Sensor Decorative Ceiling Lamp

## EPSILON

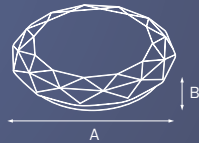
- 185-265V / 50-60Hz
- Average Life: 30.000 Hrs
- 6400K

WHITE



EPSILON-15	EPSILON-24	EPSILON-36
027-004-0015	027-004-0024	027-004-0036

Power	: 15 W	24 W	36 W
Luminous Flux	: 1125 lm	1800 lm	2700 lm
Sizes (mm)	: A: 260 B: 55	A: 330 B: 60	A: 410 B: 60



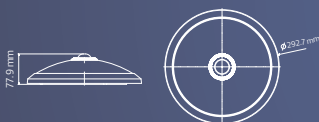
LED DECORATIVE CEILING LAMP / LED SENSOR DECORATIVE CEILING LAMP

## CRAMER 3 CCT

027 015 1020

- 180-260V / 50-60Hz
- Average Life: 30.000 Hrs
- 1500 lm
- 3 CCT
- Detection Distance: 3m (radii) (<24°C)
- Detection ANGLE 360°
- Time setting: 10sec-3min (adjustable)
- Detection moving speed: 0.6-1.5m/S
- Relative humidity: <93%R
- Working temperature: -20--+40°C
- Installation height: 2.2m-3.5m

WHITE



## CCT ADJUSTABLE



3000K

4500K

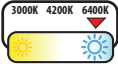
6000K



## PULSAR-48

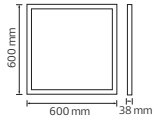
- 175-265V / 50-60Hz
- Average Life: 20.000 Hrs
- 3800 lm
- 6400K

056 015 0048



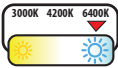
WHITE

BLACK



## PROTEUS

- 175-265V / 50-60Hz
- Average Life: 20.000 Hrs
- 6400K



WHITE

BLACK



BACKLIGHT PANEL



Inside of Product



	PROTEUS-36	PROTEUS-48
	056-014-0036	056-014-0048

Power	: 36 W	48 W
Luminous Flux	: 3000 lm	4400 lm
Sizes (mm)	: A: 300 B: 600 C: 38	A: 300 B: 1200 C: 38

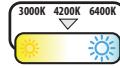


LED SURFACE BACKLIGHT



### LAYLA-15

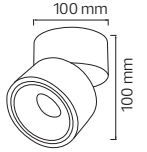
016 073 0015



BLACK

WHITE

- 100-265V / 50-60Hz
- Average Life: 40.000 Hrs
- 1200 lm
- 4200K

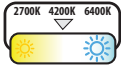


LED SURFACE LIGHT

### SANDRA

- 185-264V / 50-60Hz
- Average Life: 30.000 Hrs
- 4200K

### SANDRA-XL

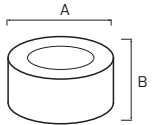


WHITE

BLACK



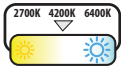
	SANDRA-5	SANDRA-5/XL	SANDRA-10	SANDRA-10/XL	SANDRA-15	SANDRA-15/XL
	016-043-0005	016-043-1005	016-043-0010	016-043-1010	016-043-0015	016-043-1015
Power :	5 W	5 W	10 W	10 W	15 W	15 W
Luminous Flux :	350 lm	350 lm	700 lm	700 lm	1050 lm	1050 lm
Sizes (mm) :	A:105 B:75	A:105 B:162	A:140 B:75	A:140 B:162	A:180 B:75	A:180 B:162



### SANDRA-SQ

- 185-264V / 50-60Hz
- Average Life: 30.000 Hrs
- 4200K

### SANDRA-SQ/XL

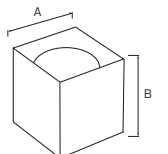


WHITE

BLACK



	SANDRA-SQ10	SANDRA-SQ10/XL	SANDRA-SQ15	SANDRA-SQ15/XL
	016-045-0010	016-045-1010	016-045-0015	016-045-1015
Power :	10 W	10 W	15 W	15 W
Luminous Flux :	700 lm	700 lm	1050 lm	1050 lm
Sizes (mm) :	A:136 B:120	A:136 B:200	A:182 B:120	A:182 B:200





**JOKER**

- 220-240V / 50-60Hz
- Bulb not included
- Max. 10W LED



- BLACK**
- WHITE**



**JOKER-1**  
015-038-0001



**JOKER-2**  
015-038-0002



**JOKER-4**  
015-038-0004



**JOKER-3**  
015-038-0003



**JOKER-5**  
015-038-0005

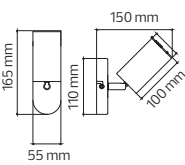


**JOKER-6**  
015-038-0006

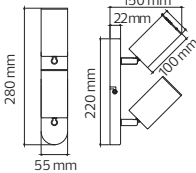
SURFACE LIGHT



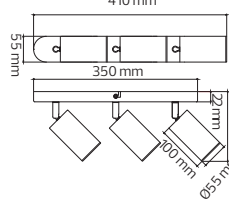
**JOKER-1**



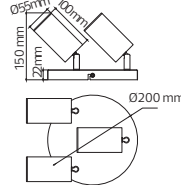
**JOKER-2**



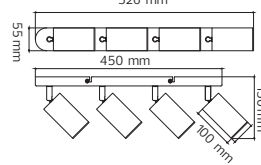
**JOKER-3**



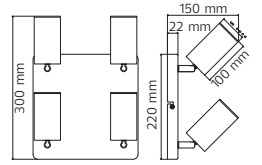
**JOKER-4**



**JOKER-5**



**JOKER-6**





**HOROZ**

**ELECTRIC**

Surface Light

**SALSA**

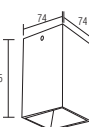
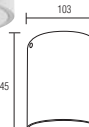
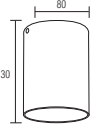
**SALSA-L**

**SALSA-XL**

**SALSA/SQ-L**

**WHITE**

**BLACK**



SALSA

015-036-0001

SALSA-L

015-036-0002

SALSA-XL

015-036-0003

SALSA/SQ-L


015-037-0002

**REFLEX**

**CHROME**

**GOLD**

**RED COPPER**



REFLEX

128-001-0001

REFLEX-L

128-001-0002

REFLEX-XL

128-001-0003

REFLEX/SQ-L

128-002-0002

Sizes (mm) :

A:60

A:80

A:100

A:80

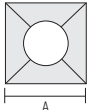
For Reflector :

Salsa

Salsa-L

Salsa-XL

Salsa/SQ-L



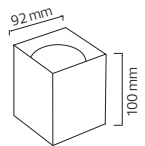

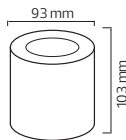
SURFACE LIGHT

**FREZYA**

Bulb not included

**WHITE**

**BLACK**



FREZYA-R

015-026-0050

FREZYA-S

015-027-0050



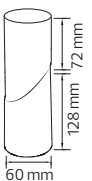
**MIAMI**

- 220-240V / 50-60Hz
- Max. 10W LED
- Bulb not included

**WHITE**

**BLACK**

015 033 0001





## ANDROMEDA 3 CCT

056 017 0050

### CCT ADJUSTABLE



WHITE

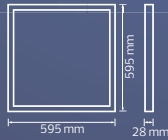
- 170-265V / 50-60Hz
- Average Life: 25.000 Hrs
- 5000 lm
- 3 CCT



Inside of Product




28 mm



## SUPERNOVA 3 CCT

056 018 0050

### CCT ADJUSTABLE



WHITE

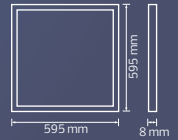

- 170-265V / 50-60Hz
- Average Life: 40.000 Hrs
- 5000 lm
- 3 CCT



Backside of Product



8 mm



LED Panel/LED Backlight Panel  
LED Frame panel/Frame  
Drywall Kit



LED PANE



### MOON

180-265V / 50-60Hz  
Average Life: 25.000 Hrs  
4200K / 6400K

WHITE

SMD LED

MOON-32	MOON-40
056-007-0032	056-007-0040

Power :	32 W	40 W
Luminous Flux :	2240 lm	2800 lm
Sizes (mm) :	A: 400 B: 400 C: 8	A: 500 B: 500 C: 8

### ZODIAC

180-265V / 50-60Hz  
Average Life: 25.000 Hrs  
4200K / 6400K

WHITE

SMD LED

ZODIAC-24	ZODIAC-36
056-006-0024	056-006-0036

Power :	24 W	36 W
Luminous Flux :	1680 lm	2520 lm
Sizes (mm) :	A: 295 B: 595 C: 8	A: 295 B: 1195 C: 8

### TAURUS

175-265V / 50-60Hz  
Average Life: 20.000 Hrs  
6400K

WHITE

SMD LED

TAURUS-36	TAURUS-48
056-013-0036	056-013-0048

Power :	36 W	48 W
Luminous Flux :	3000 lm	4400 lm
Sizes (mm) :	A: 295 B: 595 C: 32	A: 295 B: 1195 C: 32

BACKLIGHT PANEL

Inside of Product

### CAPELLA-48

175-265V / 50-60Hz  
Average Life: 25.000 Hrs  
3125 lm  
6400K

WHITE

056 012 0048

48W SMD LED

595 mm  
595 mm  
13 mm

### FRAME

WHITE

FRAME-3060	FRAME-30120	FRAME-4040	FRAME-5050	FRAME-6060
111-002-0001	111-002-0002	111-002-0003	111-002-0004	111-002-0005

Sizes (mm):	A: 600 B: 300 C: 45	A: 1200 B: 300 C: 45	A: 400 B: 400 C: 45	A: 500 B: 500 C: 45	A: 600 B: 600 C: 45
-------------	---------------------	----------------------	---------------------	---------------------	---------------------

### DRY KIT

111 001 0001

Drywall Kit Apparatus  
For LED Panels

LED PANEL/LED BACKLIGHT PANEL/LED FRAME PANEL/FRAME/DRYWALL KIT




LED MAGNETIC LIGHT SYSTEM



LED Magnetic Light System  
LED Slim Magnetic Light System



RECESSED MAGNET RAIL  
MAGNET-R2



129 006 0002

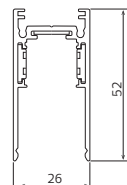
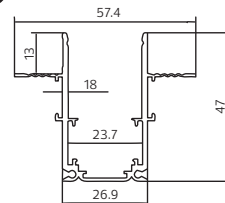
SURFACE MAGNET RAIL  
MAGNET-S2



129 007 0002



48VDC 2M III V IP20  
THICKNESS 2mm





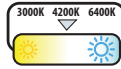
**HOROZ**

**ELECTRIC**

# LED Magnetic Light System

## MAGNET

- 48VDC
- Average Life: 40.000 Hrs



BLACK



MAGNET-LL1



MAGNET-LL2




MAGNET-LM1



MAGNET-LM2

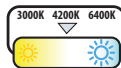


	MAGNET-LL1	MAGNET-LL2	MAGNET-LL3	MAGNET-LL4	MAGNET-LM1	MAGNET-LM2	MAGNET-LM3
	129-002-0006	129-002-0012	129-002-0018	129-002-0024	129-001-0012	129-001-0020	129-001-0028
Power	6 W	12 W	18 W	24 W	12 W	20 W	28 W
Luminous Flux	540 lm	1080 lm	1620 lm	2160 lm	1260 lm	2220 lm	3180 lm
Sizes (mm)	L:110 W:22 H:44	L:218 W:22 H:44	L:326 W:22 H:44	L:435 W:22 H:44	L:302 W:22 H:44	L:603 W:22 H:44	L:903 W:22 H:44



## MAGNET

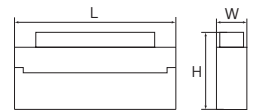
- 48VDC
- Average Life: 40.000 Hrs



BLACK



	MAGNET-ALL1	MAGNET-ALL2
	129-003-0012	129-003-0018
Power	12 W	18 W
Luminous Flux	1080 lm	1620 lm
Sizes (mm)	L:223 W:22 H:120	L:332 W:22 H:120

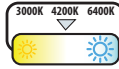


LED MAGNETIC LIGHT SYSTEM

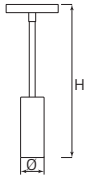


### MAGNET

- 48VDC
- Average Life: 40.000 Hrs



BLACK



MAGNET-T1	MAGNET-T2
129-005-0020	129-005-0030

Power	: 20 W	30 W
Luminous Flux	: 1630 lm	2510 lm
Sizes (mm)	: Ø:65 H:160	Ø:65 H:180



MAGNET-P1	MAGNET-P2
129-004-0020	129-004-0030

Power	: 20 W	30 W
Luminous Flux	: 1630 lm	2510 lm
Sizes (mm)	: Ø:65 H:280	Ø:65 H:300

### MAGNET

- 220VAC/48VDC
- Average Life: 40.000 Hrs

BLACK



MAGNET-PS1	MAGNET-PS2
129-008-0001	129-008-0002

Power	: 100 W	200 W
Sizes (mm)	: L:220 W:22 H:43	L:260 W:22 H:43



### MAGNET

- 48VDC

BLACK



MAGNET-C1

MAGNET-C2

MAGNET-SJ

MAGNET-RJ

MAGNET-H

MAGNET-RC

MAGNET-RW

MAGNET-SC

MAGNET-SW

MAGNET-C1	MAGNET-C2	MAGNET-SJ	MAGNET-RJ	MAGNET-H	MAGNET-RC	MAGNET-RW	MAGNET-SC	MAGNET-SW
129-009-0001	129-010-0001	129-015-0001	129-016-0001	129-017-0001	129-011-0001	129-012-0001	129-013-0001	129-014-0001

Sizes (mm)	: L:370 W:16 H:17	L:220 W:16 H:17	L:100 W:23	L:70 W:11.5 H:T10	L:2000 W:20 H:20	L:80 H:80	L:80 H:80	L:80 H:80	L:80 H:80
------------	-------------------	-----------------	------------	-------------------	------------------	-----------	-----------	-----------	-----------



LED SLIM MAGNETIC LIGHT SYSTEM



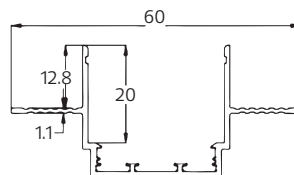
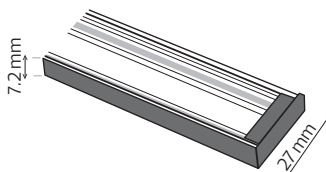
**RECESSED SLIM MAGNET RAIL  
SLIM MAGNET-R2**

129 106 0002



**SURFACE SLIM MAGNET RAIL  
SLIM MAGNET-S2**

129 107 0002

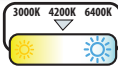




## SLIM MAGNET

■ 48VDC  
■ Average Life: 40.000 Hrs

BLACK



SLIM MAGNET-LL1



MAGNET-LL2




MAGNET-LM1



MAGNET-LM2



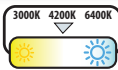
	SLIM MAGNET-LL1	SLIM MAGNET-LL2	SLIM MAGNET-LM1	SLIM MAGNET-LM2
	129-102-0012	129-102-0018	129-101-0010	129-101-0020
Power	: 12 W	: 18 W	: 10 W	: 20W
Luminous Flux	: 1080 lm	: 1620 lm	: 1050 lm	: 2220 lm
Sizes (mm)	: L:222 W:27 H:24	: L:330 W:27 H:24	: L:305 W:27 H:24	: L:605 W:27 H:24



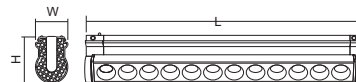
## SLIM MAGNET

■ 48VDC  
■ Average Life: 40.000 Hrs

BLACK




	SLIM MAGNET-ALL1	SLIM MAGNET-ALL2
	129-103-0012	129-103-0018
Power	: 12 W	: 18 W
Luminous Flux	: 1080 lm	: 1620 lm
Sizes (mm)	: L:229 W:27 H:39	: L:337 W:27 H:39



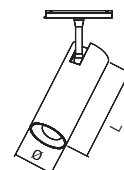
## SLIM MAGNET

■ 48VDC  
■ Average Life: 40.000 Hrs

BLACK



	SLIM MAGNET-T2	SLIM MAGNET-T3
	129-105-0015	129-105-0020
Power	: 15 W	: 20 W
Luminous Flux	: 1220 lm	: 1630 lm
Sizes (mm)	: L:145 Ø:55	: L:145 Ø:65



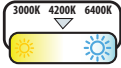
LED SLIM MAGNETIC LIGHT SYSTEM



## SLIM MAGNET

■ 48VDC  
■ Average Life: 40.000 Hrs

BLACK



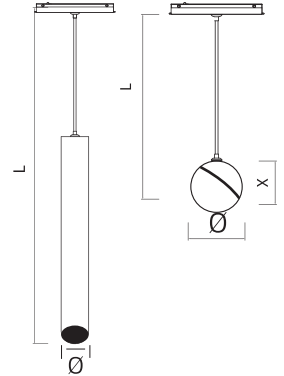
SLIM MAGNET-P1	SLIM MAGNET-P3
129-104-0010	129-104-0020

Power	: 10 W	20 W
Luminous Flux	: 800 lm	1630 lm
Sizes (mm)	: L:1800 Ø:40	L:1800 Ø:50



SLIM MAGNET-P5
129-104-0007


Power	: 7 W
Luminous Flux	: 660 lm
Sizes (mm)	: L:1605 Ø:105 X:105



## SLIM MAGNET

■ 48VDC

BLACK



SLIM MAGNET-CL

SLIM MAGNET-CI

SLIM MAGNET-CT

SLIM MAGNET-CX

SLIM MAGNET-CC

SLIM MAGNET-RW

SLIM MAGNET-RC

SLIM MAGNET-RL

SLIM MAGNET-CL	SLIM MAGNET-CI	SLIM MAGNET-CT	SLIM MAGNET-CX	SLIM MAGNET-CC	SLIM MAGNET-RW	SLIM MAGNET-RC	SLIM MAGNET-RL
129-109-0001	129-110-0001	129-111-0001	129-112-0001	129-113-0001	129-114-0001	129-115-0001	129-116-0001


Sizes (mm)	: W:47 H:47	W:27 H:67	W:47 H:67	W:67 H:67	W:27 H:27	W:80 H:27	W:80 H:27	W:47 H:47
------------	-------------	-----------	-----------	-----------	-----------	-----------	-----------	-----------



## SLIM MAGNET

■ 220VAC/48VDC  
■ Average Life: 40.000 Hrs

BLACK



SLIM MAGNET-PS1	SLIM MAGNET-PS2
129-108-0001	129-108-0002

Power	: 100 W	200 W
Sizes (mm)	: L:294 W:27 H:24	L:343 W:27 H:24





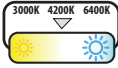
# HOROZ ELECTRIC

## LED Linear Track Light

### SPLIT

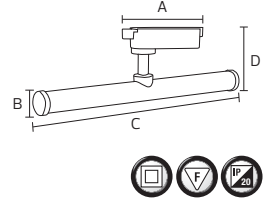
- 160-265V
- Average Life: 30.000 Hrs
- 4200K

BLACK



SPLIT-12	SPLIT-18
018-034-0012	018-034-0018

Power	: 12 W	18 W
Luminous Flux	: 840 lm	1260 lm
Sizes (mm)	: A:85 B:28 C:305 D:107	A:85 B:28 C:603 D:107



# HOROZ ELECTRIC

## LED Linear Track Light

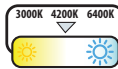


### PARMA

- 160-265V
- Average Life: 40.000 Hrs

WHITE&BLACK

BLACK

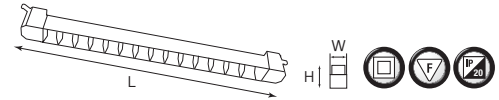


Rotatable Body



PARMA-20	PARMA-30
018-032-0020	018-032-0030

Power	: 20 W	30 W
Luminous Flux	: 1600 lm	2400 lm
Sizes (mm)	: L:351 W:34 H:57	L:486 W:34 H:57

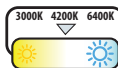


### CENOVA

- 160-265V
- Average Life: 40.000 Hrs
- 4200K

WHITE

BLACK

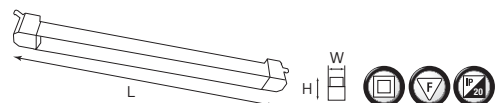


Rotatable Body



CENOVA-20	CENOVA-30
018-033-0020	018-033-0030

Power	: 20 W	30 W
Luminous Flux	: 2050 lm	3160 lm
Sizes (mm)	: L:351 W:34 H:57	L:486 W:34 H:57



LED LINEAR TRACK LIGHT



**HOROZ ELECTRIC**

# LED Track Light

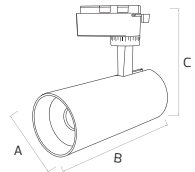
## BREMEN 3 CCT

- 165-265V / 50-60Hz
- Average Life: 30.000 Hrs
- 3 CCT

### CCT ADJUSTABLE



- WHITE
- BLACK



	BREMEN-10 3 CCT	BREMEN-20 3 CCT	BREMEN-30 3 CCT	BREMEN-40 3 CCT
	018-031-1010	018-031-1020	018-031-1030	018-031-1040

Power	: 10 W	20 W	30 W	40 W
Luminous Flux	: 800 lm	1600 lm	2400 lm	3200 lm
Sizes (mm)	: A: 54 B: 126 C: 138	A: 63 B: 156 C: 146	A: 76 B: 180 C: 171	A: 88 B: 180 C: 181



**HOROZ ELECTRIC**

# LED Track Light



LED TRACK LIGHT





### VARNA 3 CCT

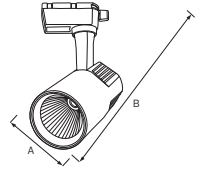
- 165-265V / 50-60Hz
- Average Life: 30.000 Hrs
- 3CCT



### CCT ADJUSTABLE



- WHITE
- BLACK



VARNA-20 3 CCT	VARNA-30 3 CCT	VARNA-40 3 CCT
018-026-1020	018-026-1030	018-026-1040


Power	: 20 W	30 W	40 W
Luminous Flux	: 1600 lm	2400 lm	3200 lm
Sizes (mm)	: A: 70 B: 118	A: 81 B: 124	A: 90 B: 134

LED TRACK LIGHT

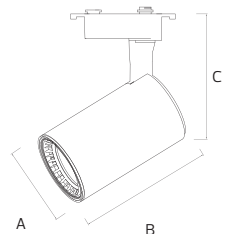


### LYON

- 100-240V / 50-60Hz
- Average Life: 30.000 Hrs
- 4200K



- WHITE
- BLACK



LYON-10	LYON-18	LYON-24
018-020-0010	018-020-0018	018-020-0024

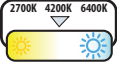
Power	: 10 W	18 W	24 W
Luminous Flux	: 650 lm	1170 lm	1560 lm
Sizes (mm)	: A: 58 B: 110 C: 132	A: 78 B: 118 C: 148	A: 88 B: 146 C: 162



Z O O M A B L E

**MONACO-30**

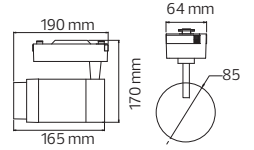
018 019 0030



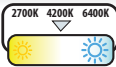
- 100-240V / 50-60Hz
- Average Life: 40.000 Hrs
- 4200K
- 2250 lm
- Beam Angle: 15°-60°



- WHITE**
- BLACK**

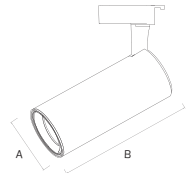


**LONDRA**



- WHITE**
- BLACK**

- 100-265V / 50-60Hz
- Average Life: 40.000 Hrs
- 4200K

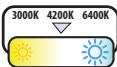


	LONDRA-12	LONDRA-15
	018-029-0012	018-029-0015

Power	:	12 W	15 W
Luminous Flux	:	1080 lm	1350 lm
Sizes (mm)	:	A: 50 B: 200	A: 60 B: 200

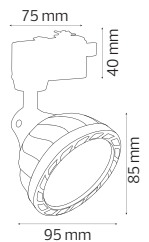
**FARS**

018 030 0026



- BLACK**
- WHITE**

- 185-265V / 50-60Hz
- Average Life: 20.000 Hrs
- 1700 lm
- 4200K





**HOROZ ELECTRIC**

**Track Light**


**LONDRA-G**

115 005 0001

**WHITE**

**BLACK**

- 220-240V / 50-60Hz
- Max. 10W LED
- Bulb not included



**HOROZ ELECTRIC**

**Track Light**



**TORONTO**

115 004 0001

**WHITE**

**BLACK**

- 220-240V / 50-60Hz
- Max. 10W LED
- Bulb not included



**BASEL**

115 003 0001

**WHITE**

**BLACK**

- 220-240V / 50-60Hz
- Max. 10W LED
- Bulb not included



TRACK LIGHT



**HOROZ ELECTRIC**

# Pendant Lamp/ Track Light/ Spotlight



**HOROZ ELECTRIC**

## Pendant Lamp



### VERTEX


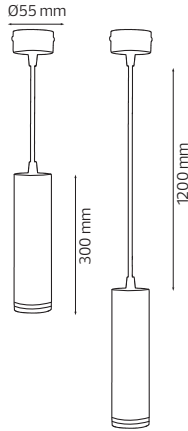
021 024 0001



**WHITE**

**BLACK**

- 220-240V
- Max. 10W LED



PENDANT LAMP



**HOROZ ELECTRIC**

## Track Light/ Spotlight



### VERONA

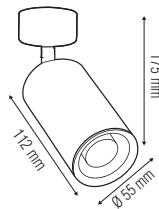
116 002 0001



**WHITE**

**BLACK**

- 220-240V / 50-60Hz
- Max. 10W LED
- Bulb not included



### VERSAY

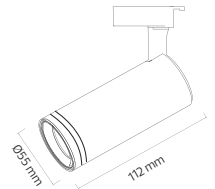
115 006 0001



**WHITE**

**BLACK**

- 220-240V / 50-60Hz
- Max. 10W LED
- Bulb not included

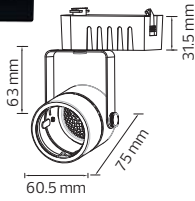


TRACK LIGHT / SPOTLIGHT



### DAKAR

115 001 0001



### RABAT

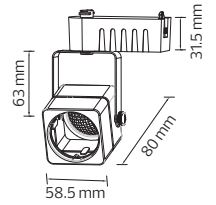
115 002 0001



WHITE

BLACK

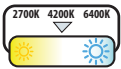
- 220-240V / 50-60Hz
- Max. 10W LED
- Bulb not included



TRACK LIGHT / LED SPOTLIGHT / SPOTLIGHT

### TOKYO

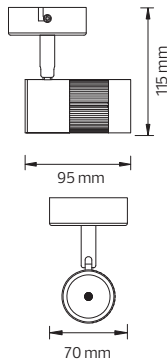
017 002 0008



WHITE

BLACK

- 100-240V / 50-60Hz
- Average Life: 40.000 Hrs
- 500 lm
- 4200K
- Beam Angle: 53°



### LOZAN

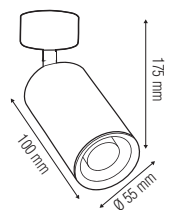
116 001 0001



WHITE

BLACK

- 220-240V / 50-60Hz
- Max. 10W LED
- Bulb not included





**HOROZ ELECTRIC**

# Lighting Track / Track Connector / Track Suspension Recessed Monopoint

LIGHTING TRACK

097 001 0001

097 001 0002

097 001 0003

1 m.

2 m.

3 m.

WHITE

BLACK

- Single Phase
- 220-240V / 50-60Hz
- Max. 16A



**HOROZ ELECTRIC**

## Track Suspension Lighting Track Track Connector Recessed Monopoint



TRACK CONNECTOR

WHITE

BLACK

- Single Phase
- 220-240V / 50-60Hz AC
- Max. 16A



STRAIGHT Connector

096-001-0001

L Connector

096-002-0002

TRACK SUSPENSION

- 1.5M SUSPENSION SET FOR TRACK RAIL

096 001 0006

1.5 m.



LIGHTING TRACK / TRACK CONNECTOR / TRACK SUSPENSION / RECESSED MONOPOINT



**HOROZ ELECTRIC**


# LED Linear Suspension Light

## BELLINI3-45 3 CCT

019 080 1045

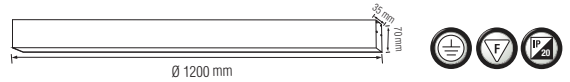

- 165-265V / 50-60Hz
- Average Life: 70.000 Hrs
- 3 CCT
- 5000 lm
- Surface mounting also available

### CCT ADJUSTABLE



BLACK

WHITE



LED LINEAR SUSPENSION LIGHT



**HOROZ ELECTRIC**

# LED Linear Suspension Light LED Suspension Light




## AVENUE 3 CCT

019 066 1040

- 170-265V / 50-60Hz
- Average Life: 70.000 Hrs
- 3 CCT
- 4200 lm
- Surface mounting also available

### CCT ADJUSTABLE



BLACK

WHITE






## INNOVA 3 CCT

- 170-265V / 50-60Hz
- Average Life: 70.000 Hrs
- 3 CCT
- Surface mounting also available

## CCT ADJUSTABLE



BLACK

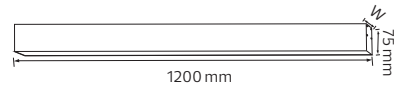
WHITE

ALUMINIUM




INNOVA3-40 3 CCT	INNOVA5-40 3 CCT
019-033-1040	019-034-1040

Power	: 40 W	40 W
Luminous Flux	: 4200 lm	4200 lm
Width (mm)	: 30 mm	50 mm
Colors	: BLACK	BLACK/WHITE



## INNOVA10-80

- 170-265V / 50-60Hz
- Average Life: 70.000 Hrs
- 4000K
- 6500 lm
- Surface mounting also available



BLACK

WHITE

ALUMINIUM






## FORTUNE 3 CCT

- 170-265V / 50-60Hz
- Average Life: 70.000 Hrs
- 3 CCT
- 4200 lm
- Surface mounting also available

### CCT ADJUSTABLE



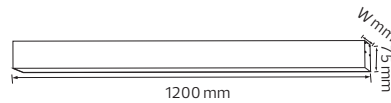
BLACK

WHITE




	FORTUNE3-40 3 CCT	FORTUNE5-40 3 CCT
	019-050-1040	019-051-1040

Power	: 40 W	40 W
Luminous Flux	: 4200 lm	4200 lm
Width (mm)	: 30 mm	50 mm
Colors	: BLACK	BLACK/WHITE



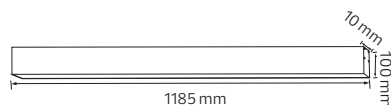
## FORTUNE10-80

- 170-265V / 50-60Hz
- Average Life: 70.000 Hrs
- 4000K
- 8000 lm
- Surface mounting also available



BLACK

WHITE






## FORTIS 3 CCT


- 160-265V / 50-60Hz
- Average Life: 30.000 Hrs
- 3 CCT
- Surface mounting also available



## CCT ADJUSTABLE



- BLACK
- WHITE
- PLASTIC



	FORTIS-30 3 CCT	FORTIS-40 3 CCT	FORTIS-50 3 CCT	FORTIS-60 3 CCT	FORTIS-70 3 CCT	FORTIS-100 3 CCT
	019-068-1030	019-068-1040	019-068-1050	019-068-1060	019-068-1070	019-068-1100
Power	: 30 W	: 40 W	: 50 W	: 60 W	: 70 W	: 100 W
Luminous Flux	: 2400 lm	: 3200 lm	: 4000 lm	: 4800 lm	: 5600 lm	: 8000 lm
Sizes (mm)	: A:35 B:50	: A:35 B:70	: A:35 B:100	: A:42B:150	: A:42 B:200	: A:42 B:280



LED LINEAR SUSPENSION LIGHT





**HOROZ ELECTRIC**

# LED Suspension Light

**MONARCH-100 3 CCT**

- 160-265V / 50-60Hz
- Average Life: 30.000 Hrs
- 3 CCT
- 7000 lm

019 079 0100

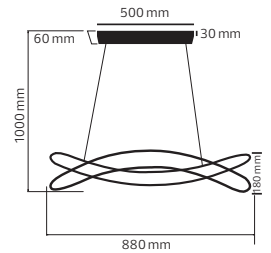
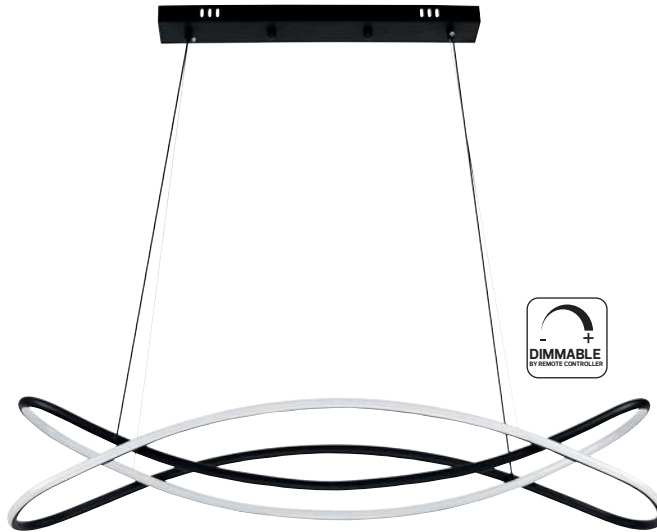

DAYLIGHT 50W

COOL WHITE 100W

WARM WHITE 50W

## CCT ADJUSTABLE

BLACK



LED SUSPENSION LIGHT





**HOROZ ELECTRIC**

# LED Suspension Light

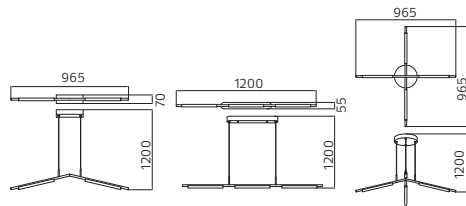
## EDMOND

- 175-265V / 50-60Hz
- Average Life: 30.000 Hrs
- 4000K

**BLACK**



	EDMOND-16	EDMOND-24	EDMOND-32
	019-077-0016	019-077-0024	019-077-0032
Power	: 16 W	: 24 W	: 32 W
Luminous Flux	: 1050 lm	: 1440 lm	: 1640 lm

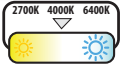


LED SUSPENSION LIGHT



**INVICTA**

- 175-265V / 50-60Hz
- Average Life: 30.000 Hrs
- 4000K

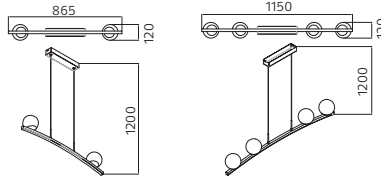


**BLACK**



<b>INVICTA-28</b>	<b>INVICTA-44</b>
<b>019-076-0028</b>	<b>019-076-0044</b>

<b>Power</b>	: <b>28 W</b>	: <b>44 W</b>
<b>Luminous Flux</b>	: <b>2160 lm</b>	: <b>3440 lm</b>




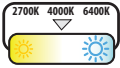
LED SUSPENSION LIGHT





## GRANDE

- 180-240V / 50-60Hz
- Average Life: 30.000 Hrs
- 4000K



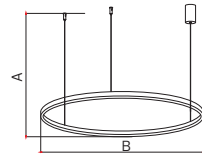
BLACK

ROSE GOLD



GRANDE-20	GRANDE-36
019-069-0020	019-069-0036

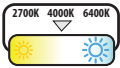
Power	: 20 W	36 W
Luminous Flux	: 1200 lm	2100 lm
Sizes (mm)	: A: 1200 B: 400	A: 1200 B: 600



LED SUSPENSION LIGHT

## ESSENCE

- 180-240V / 50-60Hz
- Average Life: 30.000 Hrs
- 4000K



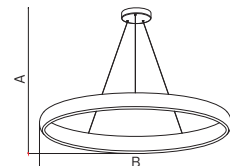
BLACK

ROSE GOLD



ESSENCE-30	ESSENCE-48
019-070-0030	019-070-0048

Power	: 30 W	48 W
Luminous Flux	: 1800 lm	2900 lm
Sizes (mm)	: A: 1200 B: 400	A: 1200 B: 600



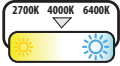


### RAIMOND

- 180-240V / 50-60Hz
- Average Life: 30.000 Hrs
- 4000K

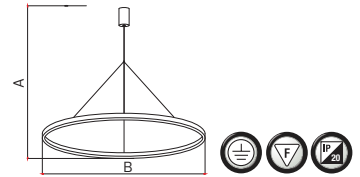
BLACK

WHITE



RAIMOND-30	RAIMOND-55
019-074-0030	019-074-0055

Power	: 30 W	55 W
Luminous Flux	: 1800 lm	3300 lm
Sizes (mm)	: A: 1200 B: 400	A: 1200 B: 600

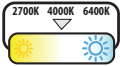


### EMPIRE

- 180-240V / 50-60Hz
- Average Life: 30.000 Hrs
- 4000K

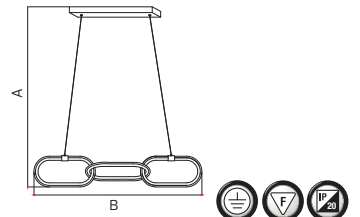
BLACK

ROSE GOLD



EMPIRE-20	EMPIRE-36
019-071-0020	019-071-0036

Power	: 20 W	36 W
Luminous Flux	: 1200 lm	2100 lm
Sizes (mm)	: A: 1200 B: 670	A: 1200 B: 1080



**SANTANA**

019 072 0012

**BLACK**  
**ROSE GOLD**

- 180-240V / 50-60Hz
- Average Life: 30.000 Hrs
- 700 lm
- 4000K

**NEW PRODUCT**

1200mm  
120mm

12W SMD LED

2700K 4000K 6400K

IP20

**FOREVER**

019 073 0011

**BLACK**  
**ROSE GOLD**

- 180-240V / 50-60Hz
- Average Life: 30.000 Hrs
- 660 lm
- 4000K

**NEW PRODUCT**

1200mm  
200mm

11W SMD LED

2700K 4000K 6400K

IP20



LED SUSPENSION LIGHT

**DAXTON-15**

019 078 0015

**BLACK+GOLD**

- 175-265V / 50-60Hz
- Average Life: 30.000 Hrs
- 800 lm
- 4000K

**NEW PRODUCT**

1200mm  
210mm

15W SMD LED

2700K 4000K 6400K

IP20

**ALWAYS**

019 075 0012

**BLACK**  
**ROSE GOLD**

- 180-240V / 50-60Hz
- Average Life: 30.000 Hrs
- 700 lm
- 4000K

**NEW PRODUCT**

1200mm  
100mm

12W SMD LED

2700K 4000K 6400K

IP20



## MORTAL 3 CCT

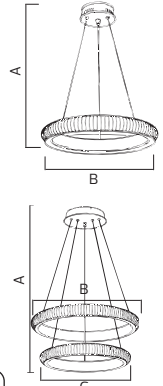
- 175-265V / 50-60Hz
- Average Life: 30.000 Hrs
- 3 CCT



## CCT ADJUSTABLE



- BLACK
- GOLD



	MORTAL-70 3 CCT	MORTAL-80 3 CCT	MORTAL-150 3 CCT
	019-088-0070	019-088-0080	019-088-0150

Power (4000K)	: 70 W	80 W	150 W
Power (3000K) (6500K)	: 35 W	40 W	75 W
Luminous Flux	: 4900 lm	5600 lm	10500 lm
Sizes (mm)	: A:1000 B:450	A:1000 B:550	A:1100 B:560 C:450

LED SUSPENSION LIGHT





### JOLLY 3 CCT

- 175-265V / 50-60Hz
- Average Life: 30.000 Hrs
- 11760 lm
- 3 CCT

019 081 0168



DAYLIGHT 84W

COOL WHITE 168W

WARM WHITE 84W

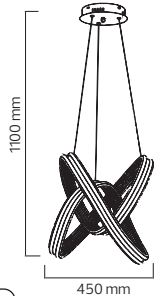
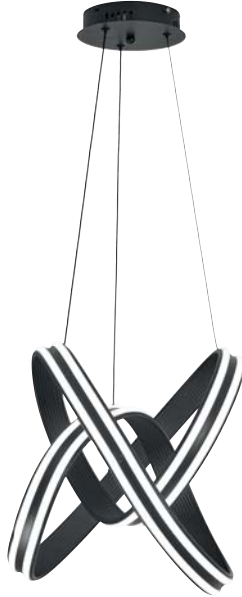


**CCT ADJUSTABLE**

CCT Selectable by Remote Controller

<b>3000K</b> <small>Warm White</small>	<b>4000K</b> <small>Neutral White</small>	<b>6500K</b> <small>Daylight</small>

- BLACK
- WHITE
- CHAMPAGNE




LED SUSPENSION LIGHT






## REGINA 3 CCT

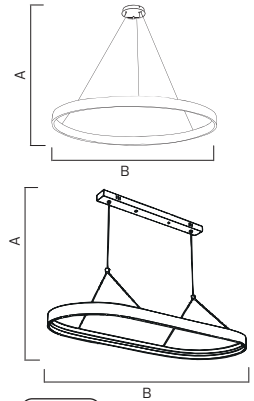
- 175-265V / 50-60Hz
- Average Life: 30.000 Hrs
- 3 CCT



## CCT ADJUSTABLE



- BLACK
- WHITE



REGINA-70 3 CCT	REGINA-105 3 CCT	REGINA-140 3 CCT	REGINA-144 3 CCT
019-082-0070	019-082-0105	019-082-0140	019-082-0144

Power (4000K) :	70 W	105 W	140 W	144 W
Power (3000K) (6500K) :	35 W	52 W	70 W	72 W
Luminous Flux :	4900 lm	7350 lm	9800 lm	10080 lm
Sizes (mm) :	A: 1000 B: 400	A: 1000 B: 600	A: 1000 B: 800	A: 1200 B: 1000



LED SUSPENSION LIGHT





**HOROZ ELECTRIC**

# LED Suspension Light

## HARVEY 3 CCT

- 175-265V / 50-60Hz
- Average Life: 30.000 Hrs
- 3 CCT



**CCT ADJUSTABLE**

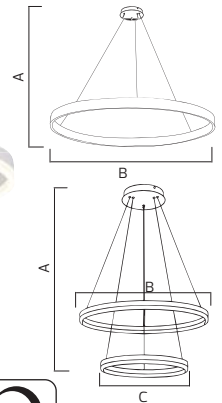
CCT Selectable by Remote Controller

3000K      4000K      6500K

- BLACK
- WHITE



	HARVEY-35 3 CCT	HARVEY-53 3 CCT	HARVEY-70 3 CCT	HARVEY-88 3 CCT
	019-083-0035	019-083-0053	019-083-0070	019-083-0088
Power (4000K) :	35 W	53 W	70 W	88 W
Power (3000K) (6500K) :	18 W	26 W	35 W	44 W
Luminous Flux :	2450 lm	3710 lm	4900 lm	6160 lm
Sizes (mm) :	A:1000 B:400	A:1000 B:600	A:1000 B:800	A:1200 B:600 C:400



LED SUSPENSION LIGHT






## SAMIRA 3 CCT

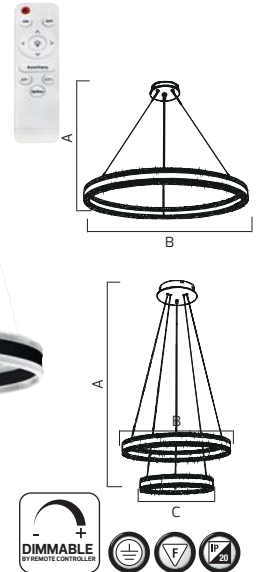
- 175-265V / 50-60Hz
- Average Life: 30.000 Hrs
- 3 CCT



## CCT ADJUSTABLE



- BLACK
- GOLD



	SAMIRA-70 3 CCT	SAMIRA-106 3 CCT	SAMIRA-140 3 CCT	SAMIRA-176 3 CCT
	019-084-0070	019-084-0106	019-084-0140	019-084-0176

Power (4000K)	: 70 W	106 W	140 W	176 W
Power (3000K) (6500K)	: 35 W	53 W	70 W	88 W
Luminous Flux	: 4900 lm	7350 lm	9800 lm	12320 lm
Sizes (mm)	: A:1000 B:400	A:1000 B:600	A:1000 B:800	A:1200 B:600 B:400

LED SUSPENSION LIGHT





**HOROZ ELECTRIC**

# LED Suspension Light

## CONTES-56 3 CCT

- 175-265V / 50-60Hz
- Average Life: 30.000 Hrs
- 3920 lm
- 3 CCT

019 086 0056

DAYLIGHT 28W

COOL WHITE 56W

WARM WHITE 28W



### CCT ADJUSTABLE



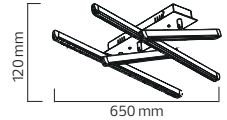
3000K

4000K

6500K

BLACK

WHITE



LED SUSPENSION LIGHT

## CONTES-84 3 CCT

- 175-265V / 50-60Hz
- Average Life: 30.000 Hrs
- 5880 lm
- 3 CCT

019 086 0084



DAYLIGHT 42W

COOL WHITE 84W

WARM WHITE 42W



### CCT ADJUSTABLE



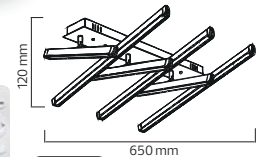
3000K

4000K

6500K

BLACK

WHITE





**HOROZ ELECTRIC**

# LED Suspension Light

**FAUNA-84 3 CCT**

- 175-265V / 50-60Hz
- Average Life: 30.000 Hrs
- 5880 lm
- 3 CCT

019 085 0084



DAYLIGHT 42W

COOL WHITE 84W

WARM WHITE 42W

## CCT ADJUSTABLE



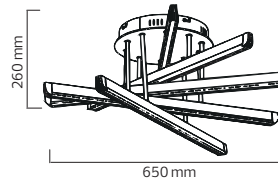
3000K

4000K

6500K

BLACK

WHITE



LED SUSPENSION LIGHT



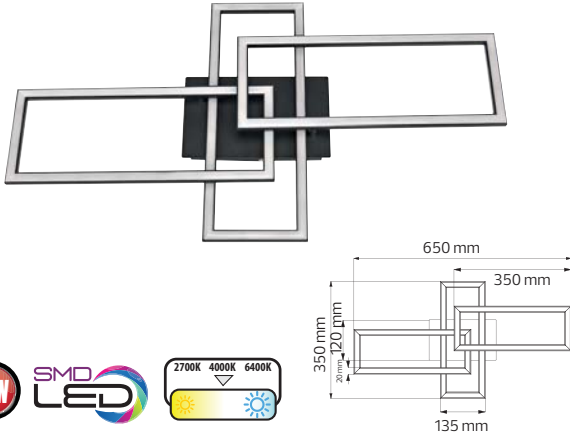
## CONCORDE-24

**BLACK**

019 053 0024



- 180-240V / 50-60Hz
- Average Life: 30.000 Hrs
- 1200 lm
- 4000K




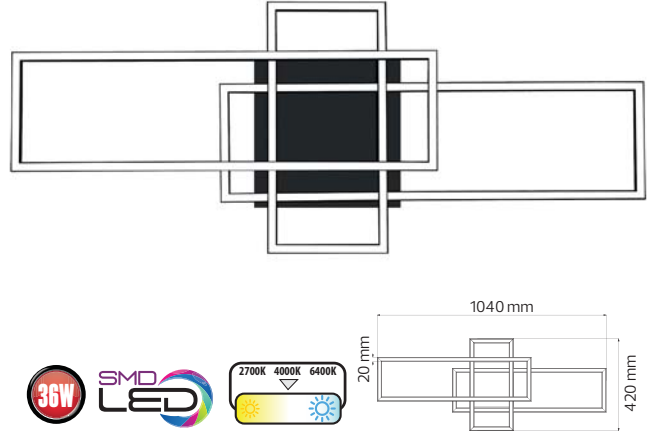
## CONCORDE-36

**BLACK**

019 053 0036



- 180-240V / 50-60Hz
- Average Life: 30.000 Hrs
- 2160 lm
- 4000K



LED SUSPENSION LIGHT

## VENEZIA

**CHROME**

019 057 0040



- 180-240V / 50-60Hz
- Average Life: 30.000 Hrs
- 2400 lm
- 4000K



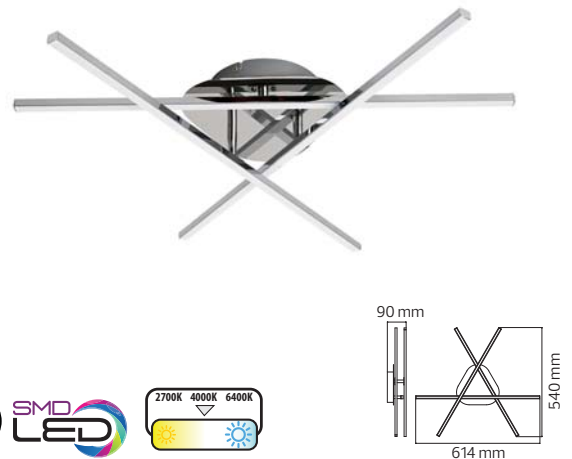
## TROYA

**CHROME**

019 058 0024



- 180-240V / 50-60Hz
- Average Life: 30.000 Hrs
- 1440 lm
- 4000K



## LIBERTY

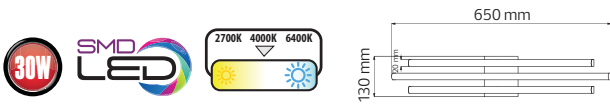
019 054 0030



### CHROME

### BLACK

- 180-240V / 50-60Hz
- Average Life: 30.000 Hrs
- 1800 lm
- 4000K



## CORNELIA


019 055 0060



### CHROME

### BLACK

- 180-240V / 50-60Hz
- Average Life: 30.000 Hrs
- 2800 lm
- 4000K



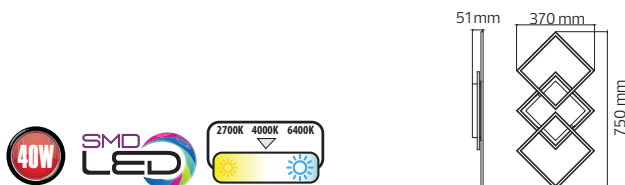
## MONZA

019 059 0040



### CHROME

- 180-240V / 50-60Hz
- Average Life: 30.000 Hrs
- 2400 lm
- 4000K



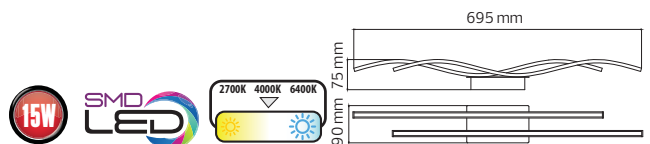
## COPERNIC

019 060 0015



### CHROME

- 180-240V / 50-60Hz
- Average Life: 30.000 Hrs
- 900 lm
- 4000K



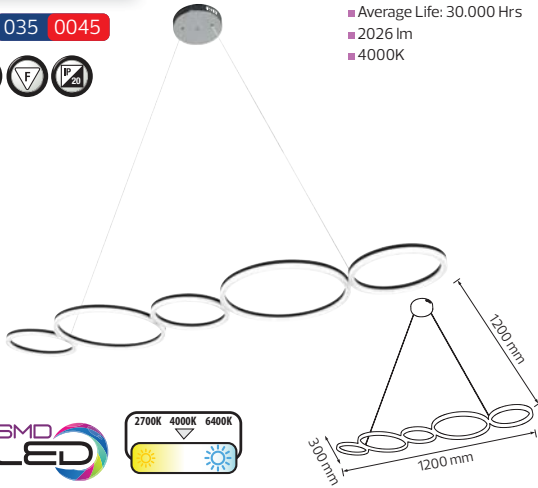
## OLYMPIC

019 035 0045



### BLACK

- 180-240V / 50-60Hz
- Average Life: 30.000 Hrs
- 2026 lm
- 4000K



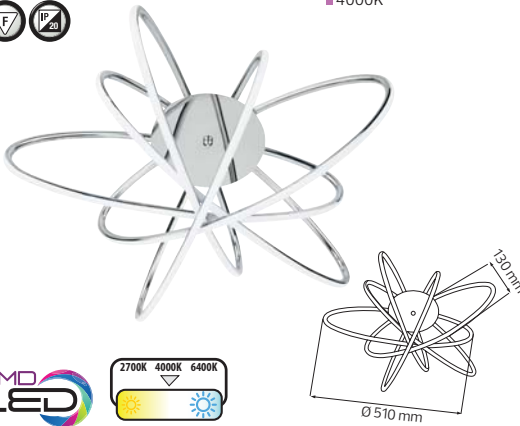
## GENESIS

019 036 0100



### CHROME

- 180-240V / 50-60Hz
- Average Life: 30.000 Hrs
- 4500 lm
- 4000K



## CRATER

019 037 0020



### CHROME

- 180-240V / 50-60Hz
- Average Life: 30.000 Hrs
- 900 lm
- 4000K



## AMOR

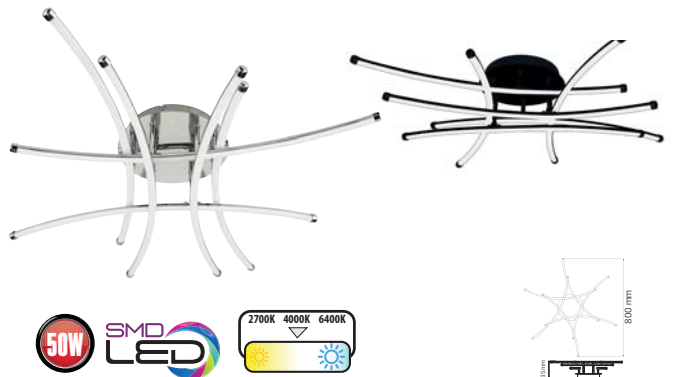
019 056 0050



### CHROME

### BLACK

- 180-240V / 50-60Hz
- Average Life: 30.000 Hrs
- 2750 lm
- 4000K



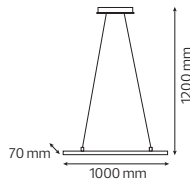


## CALIBUR-24

019 031 0024

### CHROME

- 180-240V / 50-60Hz
- Average Life: 30.000 Hrs
- 1800 lm
- 4000K

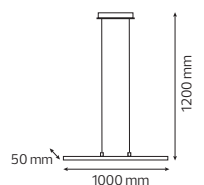


## CAMEL-24

019 032 0024

### CHROME

- 180-240V / 50-60Hz
- Average Life: 30.000 Hrs
- 1800 lm
- 4000K

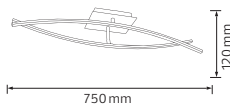


## ORIENT

019 016 0016

### CHROME

- 180-240V / 50-60Hz
- Average Life: 30.000 Hrs
- 1211 lm
- 4000K

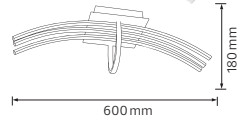


## ORION

019 017 0030

### CHROME

- 180-240V / 50-60Hz
- Average Life: 30.000 Hrs
- 2059 lm
- 4000K

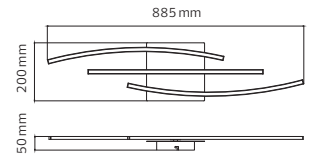



## CYBER

019 061 0024

- 180-240V / 50-60Hz
- Average Life: 30.000 Hrs
- 1440 lm
- 4000K

### CHROME

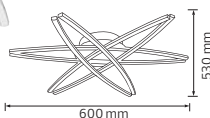


## AVALON

019 018 0035

### CHROME

- 180-240V / 50-60Hz
- Average Life: 30.000 Hrs
- 2100 lm
- 4000K

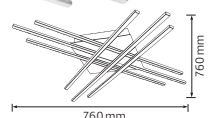



## GLORY

019 019 0045

### CHROME

- 180-240V / 50-60Hz
- Average Life: 50.000 Hrs
- 3964 lm
- 4000K



**LORENZO**

- 220-240V / 50-60Hz
- Bulb not included



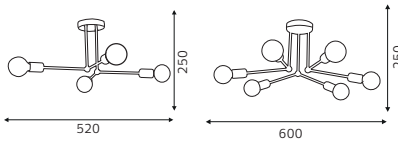
**BLACK**

**GOLDEN**



LORENZO-4	LORENZO-6
021-025-0004	021-025-0006

Power : 4xMax.18W LED E27      6xMax.18W LED E27



Pendant Lamp  
Glass Pendant Lamp



PENDANT LAMP

**MENDOZA-6**

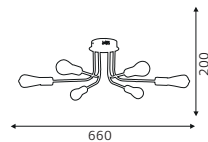
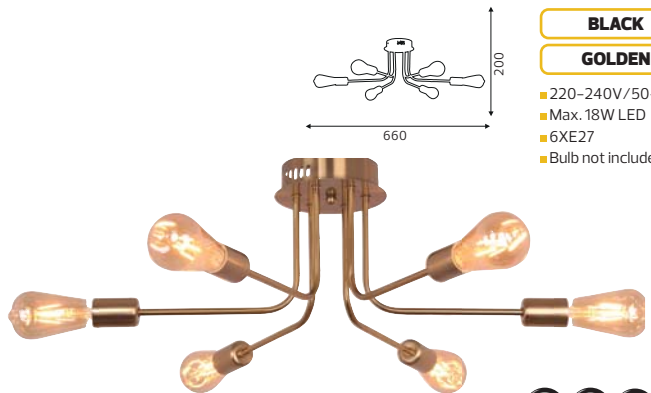
021 026 0006



**BLACK**

**GOLDEN**

- 220-240V / 50-60Hz
- Max. 18W LED
- 6XE27
- Bulb not included

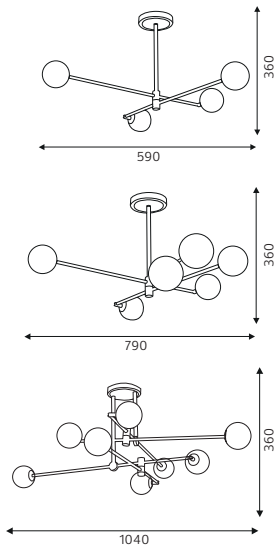
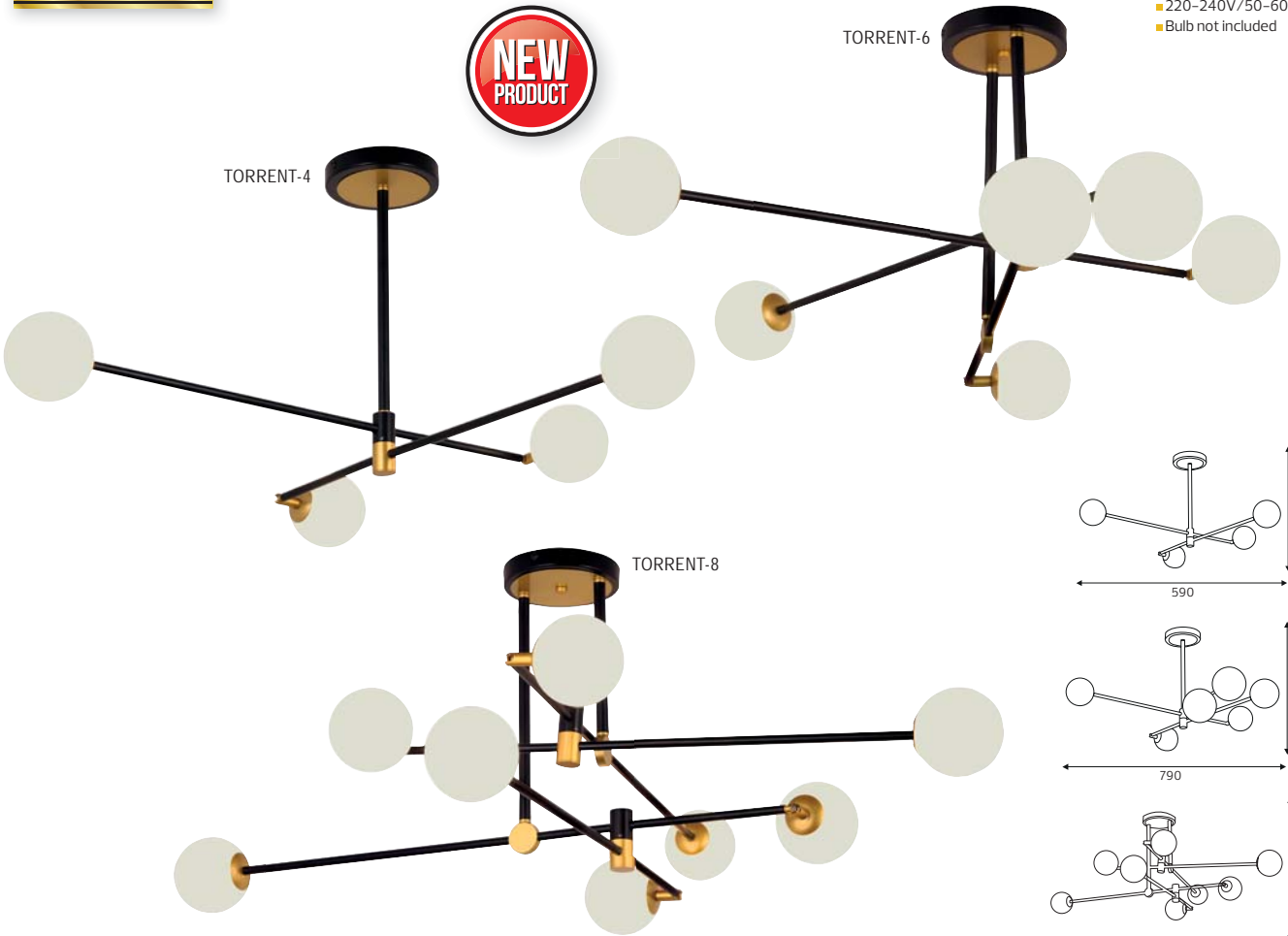




**TORRENT**

**BLACK+GOLD**

- 220-240V / 50-60Hz
- Bulb not included



TORRENT-4	TORRENT-6	TORRENT-8
021-027-0004	021-027-0006	021-027-0008

<b>Power</b>	: 4xMax.12W LED G9	6xMax.12W LED G9	8xMax.12W LED G9
--------------	--------------------	------------------	------------------



PENDANT LAMP





**DREAM**

021 020 0001



**SHARP**

021 019 0001



**RONDO**

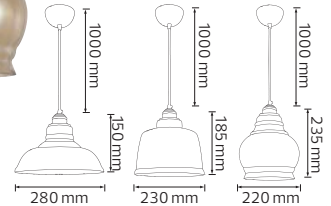
021 018 0001



**AMBER**

**TITANIUM**

- 250V~/4A
- Max. 60W
- Glass



**GLOBAL**

021 021 0001



**GLOBAL-X**

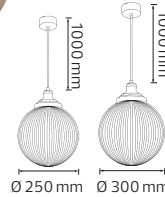
021 021 0002



**AMBER**

**TITANIUM**

- 250V~/4A
- Max. 60W
- Glass



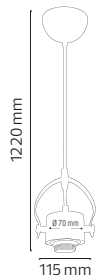
**AMPER**

021 022 0001



**COPPER**

- 250V~/4A
- Max. 60W
- For Glass Pendant



**ELEMENT-1**

021 015 0001



**AMBER**

**TITANIUM**

**ELEMENT-2**

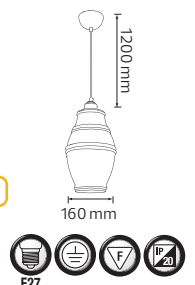
021 015 0002



**CLEAR COPPER**

**CLEAR CHROME**

- 250V~/4A
- Max. 60W
- Glass





**SPARK-1**

021 016 0001



**AMBER**



**TITANIUM**

**SPARK-2**

021 016 0002

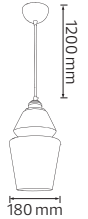


**AMBER COPPER**



**TITANIUM COPPER**

- 250V~/4A
- Max. 60W
- Glass



**HARMONY-1**

021 017 0001



**AMBER**



**TITANIUM**

**HARMONY-2**

021 017 0002

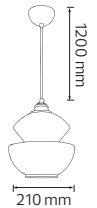


**AMBER COPPER**



**TITANIUM COPPER**

- 250V~/4A
- Max. 60W
- Glass



**METEOR**

021 014 0001



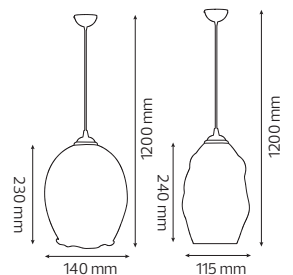
021 014 0002



**COPPER**

**CHROME**

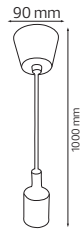
- 250V~/4A
- Max. 60W
- Glass





**VOLTA**

021 001 0001



**BLACK**

**WHITE**

**BROWN**

**BLUE**

**RED**

**GREY**

■ 250V~/4A  
■ Max. 60W



**EDISON**

021 002 0001

**TESLA**

021 003 0001

**WEBER**

021 008 0001

**GAUSS**

021 009 0001

**RED COPPER**

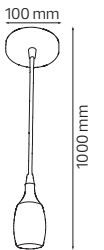
**GOLDEN**

**PEARL BLACK**

**OLD BRONZE**

**CHROME**

■ 250V~/4A  
■ Max. 60W



**NEWTON**

021 010 0001

**KEPLER**

021 011 0001

**MAXWELL**

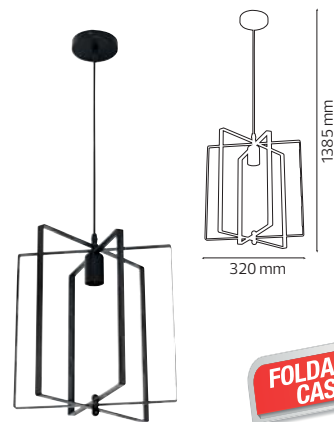
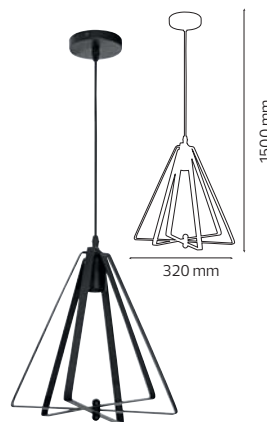
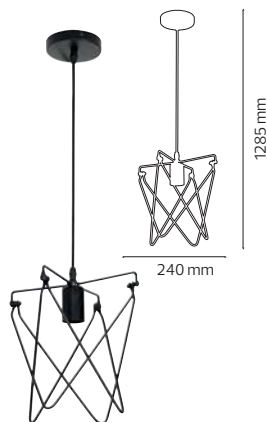
021 012 0001

**NOBEL**

021 013 0001

**BLACK**

■ 250V~/4A  
■ Max. 60W



**FOLDABLE CASE**



PENDANT LAMP



**HOROZ ELECTRIC**

# LED String Light

## AMBIANCE

022 004 0001

- 220V/24V
- 12W/Pure Set
- 18m/24BULBS
- 300 lm
- Average Life: 25.000Hrs
- Wall and ground installation apparatus available



Insert the ground



Nailed to the wall



WALL AND GROUND INSTALLATION APPARATUS AVAILABLE



LED STRING LIGHT



**HOROZ ELECTRIC**

# LED String Light String Light



## PARADISE

022 005 0001

- 220V/24V
- 12W/Pure Set
- 18m/24BULBS
- 300 lm
- Average Life: 25.000Hrs





### CARNAVAL-ROLL

022 003 0001

CUTTABLE

- 220V~
- 300 Lamp Holders (Each Max. 30W)
- Max. 800W
- 2x1.5 mm<sup>2</sup>
- Total 100 Meters
- Bulb not included

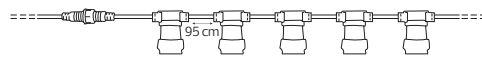


### CARNAVAL-F10

022 002 0010

LINKABLE

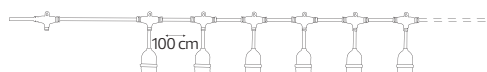
- 220V~
- 10 Lamp Holders (Each Max. 30W)
- Max. 500W
- 2x0.94mm<sup>2</sup>
- Total 10 Meters
- Bulb not included



### CARNAVAL

LINKABLE

- 220V~
- 10 Lamp Holders (Each Max. 30W)
- Total 10 Meters
- Bulb not included



	CARNAVAL-1	CARNAVAL-2
	022-001-0001	022-001-0002
Watt (Linked Sets) :	Max. 750W	Max. 1500W
Cable :	2*0.75mm <sup>2</sup>	2*1.5mm <sup>2</sup>



**HOROZ ELECTRIC**

# LED Wall Light

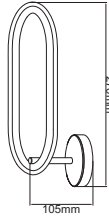
## ACROPOL

029 012 0008



- BLACK
- ROSE GOLD

- 180-240V / 50-60Hz
- 500 lm
- 4000K
- Average Life: 30.000 Hrs



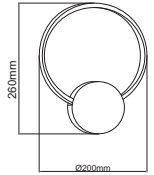
## FOREVER-W

029 013 0007



- BLACK
- ROSE GOLD

- 180-240V / 50-60Hz
- 400 lm
- 4000K
- Average Life: 30.000 Hrs



**HOROZ ELECTRIC**

# LED Wall Light



LED WALL LIGHT



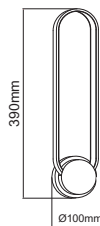
## ALWAYS-W

029 014 0012



- BLACK
- ROSE GOLD

- 180-240V / 50-60Hz
- 700 lm
- 4000K
- Average Life: 30.000 Hrs





# HOROZ ELECTRIC LED Wall Light

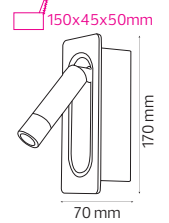
## BELEK

029 009 0003



- WHITE**
- BLACK**

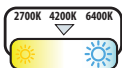
- 85-265V / 50-60Hz
- 100 lm
- 4200K
- Average Life: 30.000 Hrs



LED WALL LIGHT

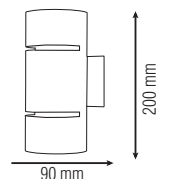
## MAESTRO

029 008 0010



- BLACK**

- 85-265V / 50-60Hz
- 425 lm
- 4200K
- Average Life: 30.000 Hrs





## CUNDA

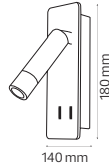
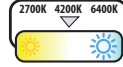
029 011 0003





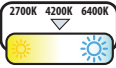
WHITE

BLACK

- 180-240V / 50-60Hz
- 700 lm
- 4200K
- Average Life: 20.000 Hrs

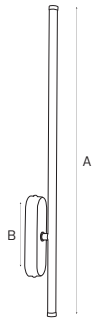


## SALDA



BLACK

- 85-240V / 50-60Hz
- 4200K
- Average Life: 30.000 Hrs



SALDA-10	SALDA-14
029-010-0010	029-010-0014

Power	: 10 W	14 W
Luminous Flux	: 372 lm	680 lm
Sizes (mm)	: A: 620 B: 140	A: 920 B: 140

## SİSAM

029 006 0008

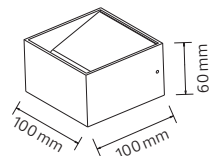
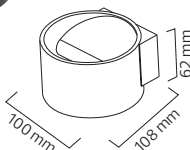
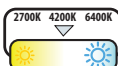
## TRUVA

029 007 0008

WHITE

BLACK

- 100-240V / 50-60Hz
- 4200K
- 320 lm (SİSAM)
- 520 lm (TRUVA)
- Average Life: 30.000 Hrs





**HOROZ ELECTRIC**

**LED Ceiling Lamp**



**HOROZ ELECTRIC**

**LED Ceiling Lamp  
Ceiling Lamp**




LED CEILING LAMP

**LIKYA**

- 220-240V / 50-60Hz
- 4000K
- Average Life: 30.000 Hrs


**CHROME**



■ LIKYA-1



■ LIKYA-2



■ LIKYA-3



■ LIKYA-4



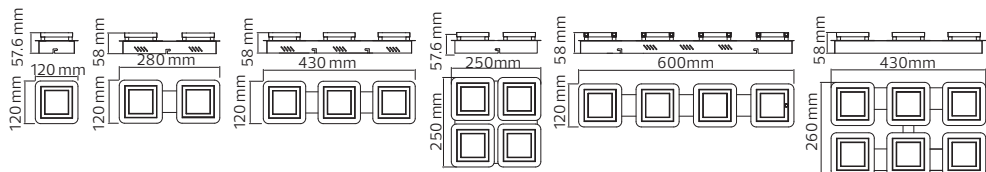
■ LIKYA-5



■ LIKYA-6



	LIKYA-1	LIKYA-2	LIKYA-3	LIKYA-4	LIKYA-5	LIKYA-6
	036-007-0001	036-007-0002	036-007-0003	036-007-0004	036-007-0005	036-007-0006
Power	: 5W	: 2x5W	: 3x5W	: 4x5W	: 4x5W	: 6x5W
Luminous Flux	: 300 lm	: 2x300 lm	: 3x300 lm	: 4x300 lm	: 4x300 lm	: 6x300 lm





## BODRUM

220-240V / 50-60Hz

MAT CHROME



BODRUM-1

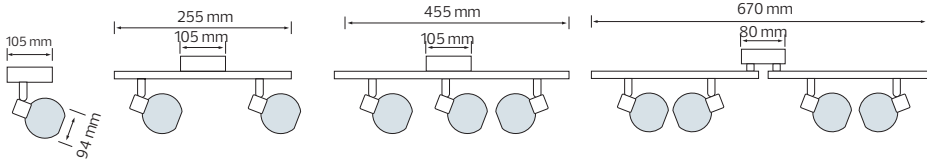
BODRUM-2

BODRUM-3

BODRUM-4

BODRUM-1	BODRUM-2	BODRUM-3	BODRUM-4
035-004-0001	035-004-0002	035-004-0003	035-004-0004

Power	:	Max.40W	Max.2x40W	Max.3x40W	Max.4x40W
-------	---	---------	-----------	-----------	-----------



## KEMER

220-240V / 50-60Hz

CHROME



KEMER-1

KEMER-2

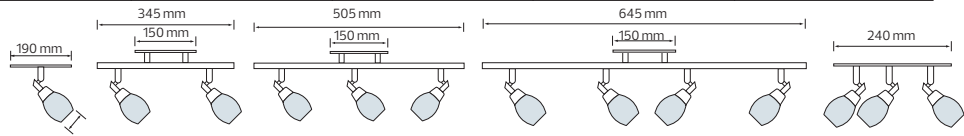
KEMER-3

KEMER-4

KEMER-5

KEMER-1	KEMER-2	KEMER-3	KEMER-4	KEMER-5
035-005-0001	035-005-0002	035-005-0003	035-005-0004	035-005-0005

Power	:	Max.40W	Max.2x40W	Max.3x40W	Max.4x40W	Max.3x40W
-------	---	---------	-----------	-----------	-----------	-----------



## MANAVGAT

220-240V / 50-60Hz

CHROME



MANAVGAT-1

MANAVGAT-2

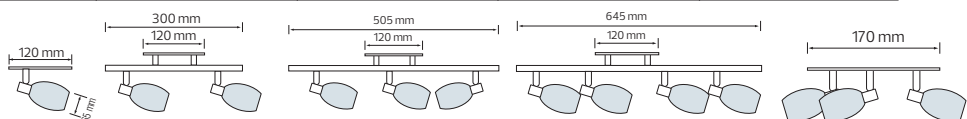
MANAVGAT-3

MANAVGAT-4

MANAVGAT-5

MANAVGAT-1	MANAVGAT-2	MANAVGAT-3	MANAVGAT-4	MANAVGAT-5
035-003-0001	035-003-0002	035-003-0003	035-003-0004	035-003-0005

Power	:	Max.40W	Max.2x40W	Max.3x40W	Max.4x40W	Max.3x40W
-------	---	---------	-----------	-----------	-----------	-----------





**HOROZ ELECTRIC**

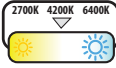
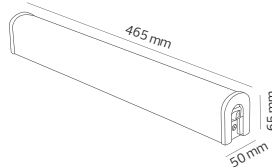
# LED Picture & Mirror Lamp

## TOYGAR-12

040 013 0012

### CHROME

- 100-250V / 50-60Hz
- Average Life: 30.000 Hrs
- 1100 lm
- 4200K



**HOROZ ELECTRIC**

## LED Picture & Mirror Lamp LED Reading Lamp



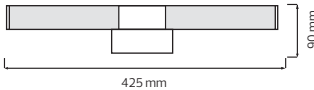
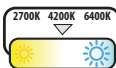
LED PICTURE & MIRROR LAMP

## SUMRU-12

040 011 0012

### CHROME

- 85-265V / 50-60Hz
- Average Life: 30.000 Hrs
- 1135 lm
- 4200K


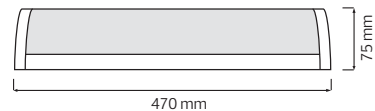


## EBABIL-12

040 010 0012

### CHROME


- 85-265V / 50-60Hz
- Average Life: 30.000 Hrs
- 1135 lm
- 4200K





### LEYLEK

- 100-250V / 50-60Hz
- Average Life: 30.000 Hrs
- 4200K



CHROME

BLACK



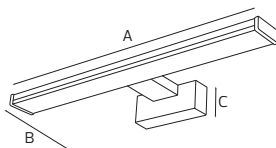
LEYLEK-8

LEYLEK-12

040-016-0008

040-016-0012

Power	: 8 W	12 W
Luminous Flux	: 720 lm	850 lm
Sizes (mm)	: A: 400 B: 120 C: 45	A: 530 B: 120 C: 40



LED PICTURE & MIRROR LAMP/LED READING LAMP

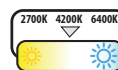
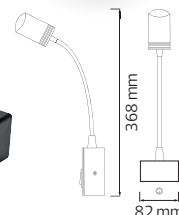


### TURNA

040 007 0003


BLACK

- 85-265V / 50-60Hz
- Average Life: 30.000 Hrs
- 200 lm
- 4200K



### KANARYA

- 100-250V / 50-60Hz
- Average Life: 30.000 Hrs
- 4200K



CHROME

BLACK



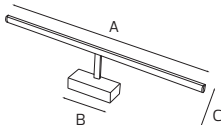
KANARYA-8

KANARYA-12

040-012-0008

040-012-0012

Power	: 8 W	12 W
Luminous Flux	: 570 lm	850 lm
Sizes (mm)	: A: 405 B: 120 C: 120	A: 555 B: 120 C: 120



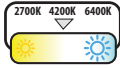


### KARTAL

- 100-250V / 50-60Hz
- Average Life: 30.000 Hrs
- 4200K

CHROME

BLACK



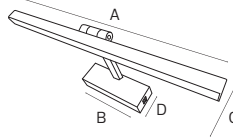
KARTAL-8

KARTAL-12

040-017-0008

040-017-0012

Power	:	<b>8 W</b>	<b>12 W</b>
Luminous Flux	:	570 lm	850 lm
Sizes (mm)	:	A: 400 B: 120 C: 160 D: 50	A: 550 B: 120 C: 160 D: 50

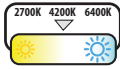


### ANKA

- 100-250V / 50-60Hz
- Average Life: 30.000 Hrs
- 4200K

CHROME

BLACK



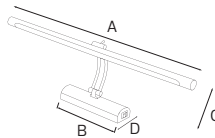
ANKA-8

ANKA-12

040-014-0008

040-014-0012

Power	:	<b>8 W</b>	<b>12 W</b>
Luminous Flux	:	570 lm	850 lm
Sizes (mm)	:	A: 400 B: 120 C: 185 D: 45	A: 550 B: 120 C: 185 D: 45




### FLAMINGO

- 100-250V / 50-60Hz
- Average Life: 30.000 Hrs
- 4200K

CHROME

BLACK



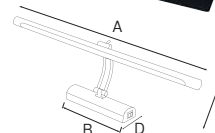
FLAMINGO-8

FLAMINGO-12

040-001-0008

040-001-0012

Power	:	<b>8 W</b>	<b>12 W</b>
Luminous Flux	:	450 lm	750 lm
Sizes (mm)	:	A: 400 B: 120 C: 185 D: 45	A: 550 B: 120 C: 185 D: 45





**HOROZ ELECTRIC**

# Floor Lamp

**MERİÇ**

■ 220-240V / 50-60Hz



MERİÇ-1	MERİÇ-2	MERİÇ-3
045-001-0001	045-001-0002	045-001-0003

<b>Power</b>	: Max.18W LED	Max.18W LED (Mother) Max.10W LED (Baby)	Max.18W LED (Mother) Max.10W LED (Baby)
<b>Lamp Holder</b>	: E27	E27 (Mother)& E14 (Baby)	E27 (Mother)& E14 (Baby)
<b>Color</b>	: White	White	White
<b>Sizes (mm)</b>	: A: 250 B: 1800	A: 250 B: 1800 C: 500	A: 285 B: 1800 C: 500



**HOROZ ELECTRIC**

# Floor Lamp



FLOOR LAMP





### HUGO 3 CCT

050 007 0001



- 100-240V AC/5VDC
- 60 lm
- Duration Time: 6 Hours
- Charging Time: 4-6 Hours
- Battery: 3.7V/1800mA 18650 Li-ion Battery
- Average Life: 20.000 Hrs

- SILVER
- PEARL BLACK
- GOLD



### CCT ADJUSTABLE



### MAGNUM 3 CCT

050 008 0001



- 100-240V AC/5VDC
- 60 lm
- Duration Time: 6 Hours
- Charging Time: 4-6 Hours
- Battery: 3.7V/1800mA 18650 Li-ion Battery
- Average Life: 20.000 Hrs

- SILVER
- PEARL BLACK
- GOLD



### CCT ADJUSTABLE



### ELIXIR 3 CCT

050 009 0001



- 100-240V AC/5VDC
- 60 lm
- Duration Time: 6 Hours
- Charging Time: 4-6 Hours
- Battery: 3.7V/1800mA 18650 Li-ion Battery
- Average Life: 20.000 Hrs

- SILVER
- PEARL BLACK
- GOLD



### CCT ADJUSTABLE





# HOROZ ELECTRIC

## LED Table Lamp

### MERIDA 3 CCT

- 100-240V AC/5VDC
- 120 lm
- Duration Time: 4-6 Hours
- Charging Time: 2-3 Hours
- Battery: 3.7V 1800mAh Li-ion
- Average Life: 20,000 Hrs

050 001 0001



### CCT ADJUSTABLE



BLACK

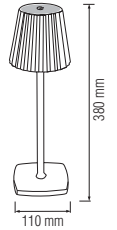
WHITE

PINK

GOLD

LIGHT BLUE

LIGHT GREEN



LED TABLE LAMP



# HOROZ ELECTRIC

## LED Table Lamp



### PRONTO 3 CCT

- 100-240V AC/5VDC
- 30 lm
- Duration Time: 3-4 Hours
- Charging Time: 2-3 Hours
- Battery: 3.7V 1800mAh Li-ion
- Average Life: 20,000 Hrs

050 002 0001



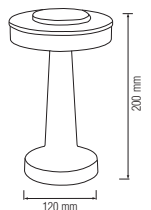
### CCT ADJUSTABLE



GOLD

SILVER


ROSE GOLD





### AVIVA 3 CCT

050 003 0001



Long Press  
infinitely  
DIMMABLE

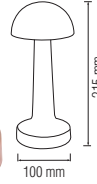


- 100-240V AC/5VDC
- 30 lm
- Duration Time: 3-4 Hours
- Charging Time: 2-3 Hours
- Battery: 3.7V 1800mAh Li-ion
- Average Life: 20.000 Hrs


GOLD

SILVER

ROSE GOLD



### CCT ADJUSTABLE



### INTER 3 CCT

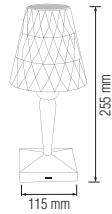
050 004 0001



Long Press  
infinitely  
DIMMABLE



- 100-240V AC/5VDC
- 30 lm
- Duration Time: 3-4 Hours
- Charging Time: 2-3 Hours
- Battery: 3.7V 500mAh Li-ion
- Average Life: 20.000 Hrs



### CCT ADJUSTABLE



### WANDA 3 CCT

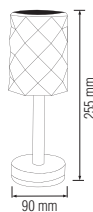
050 005 0001



Long Press  
infinitely  
DIMMABLE



- 100-240V AC/5VDC
- 30 lm
- Duration Time: 3-4 Hours
- Charging Time: 2-3 Hours
- Battery: 3.7V 500mAh Li-ion
- Average Life: 20.000 Hrs



### CCT ADJUSTABLE





# HOROZ ELECTRIC

## LED Desk Lamp

### BESTE

- 100-240V AC
- 380 lm
- 4500K
- Average Life: 30.000 Hrs

049 037 0005

**G**

RED

WHITE

BLACK



1,5m PLUG



# HOROZ ELECTRIC

## LED Desk Lamp



### EBRU

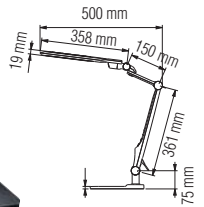
049 010 0010

BLACK

WHITE

SILVER

- 100-240V / 50-60Hz
- 600 lm
- 3000K - 4500K - 6000K
- Average Life: 30.000 Hrs



CCT Adjustable

With Clips



### IREM

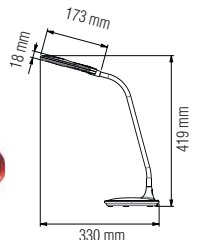
049 011 0005

RED

WHITE

BLACK

- 100-240V / 50-60Hz
- 300 lm
- 4600K
- Average Life: 30.000 Hrs



CCT Adjustable





**SİMGE**

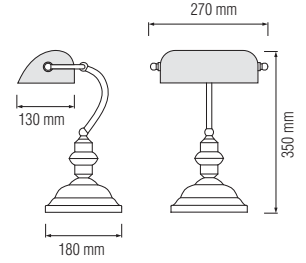
048 014 0060



**GREEN**

**BLUE**

- 220-240V / 50-60Hz
- Max.18W LED



**RANA**

048 013 0060

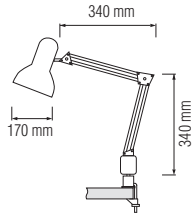


**BLACK**

**WHITE**

**RED**

- 220-240V / 50-60Hz
- Max.18W LED



**BİHTER**

048 009 0060



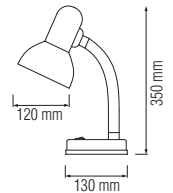
**BLACK**

**WHITE**

**RED**

**BLUE**

- 220-240V / 50-60Hz
- Max.18W LED




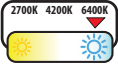
DESK LAMP





### GAMA

- 165-265V / 50-60Hz
- Average Life: 20.000 Hrs
- 6400K



- WHITE
- BLACK

GAMA-30



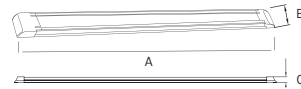
GAMA-60



GAMA-80






	GAMA-30	GAMA-60	GAMA-80
	052-006-0060	052-006-0120	052-006-0150
Power	30 W	60 W	80 W
Luminous Flux	2250 lm	4500 lm	6000 lm
Length (mm)	A: 600 B: 75 C: 25	A: 1200 B: 75 C: 25	A: 1500 B: 75 C: 25



LED BATTEN LIGHT

### GAMA-X

- 160-265V / 50-60Hz
- Average Life: 20.000 Hrs
- 6400K



- WHITE
- BLACK

GAMA-30X



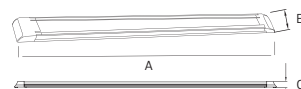
GAMA-60X



GAMA-80X



	GAMA-30X	GAMA-60X	GAMA-80X
	052-006-2060	052-006-2120	052-006-2150
Power	30 W	60 W	80 W
Luminous Flux	2250 lm	4500 lm	6000 lm
Length (mm)	A: 600 B: 80 C: 30	A: 1200 B: 80 C: 30	A: 1500 B: 80 C: 30

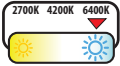




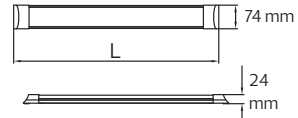
### TETRA

- 165-265V / 50-60Hz
- Average Life: 20.000 Hrs
- 6400K

WHITE

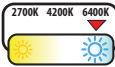


	TETRA-18	TETRA-36	TETRA-72
	052-003-0060	052-003-0120	052-003-0150
Power	: 18 W	: 36 W	: 72 W
Luminous Flux	: 1135 lm	: 2269 lm	: 5300 lm
Length (mm)	: L: 600	: L: 1200	: L: 1500



### TETRA/SQ

- 165-265V / 50-60Hz
- Average Life: 25.000 Hrs
- 6400K

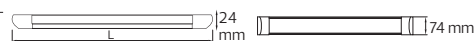


WHITE

BLACK





	TETRA/SQ-27	TETRA/SQ-54	TETRA/SQ-72
	052-005-0060	052-005-0120	052-005-0150
Power	: 27 W	: 54 W	: 72 W
Luminous Flux	: 1890 lm	: 3780 lm	: 5670 lm
Length (mm)	: L: 600	: L: 1200	: L: 1500





### SAILOR 3 CCT

- 170-265V / 50-60Hz
- Average Life: 40.000 Hrs
- 3CCT
- Max. 300W can be linkable



	SAILOR-20 3 CCT	SAILOR-40 3 CCT	SAILOR-50 3 CCT
	059-010-0020	059-010-0040	059-010-0050

Power	: 20 W	40 W	50 W
Luminous Flux	: 2600 lm	5200 lm	6500 lm
Length (mm)	: L: 645	L: 1245	L: 1545




LED WATERPROOF LAMP




## NAVIGATOR

- 170-265V / 50-60Hz
- Average Life: 40.000 Hrs
- 6400K



## Linkable & Quick Connect



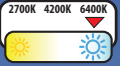
	NAVIGATOR-18	NAVIGATOR-36	NAVIGATOR-45
	059-011-0018	059-011-0036	059-011-0045
Power	18 W	36 W	45 W
Luminous Flux	1800 lm	3600 lm	4500 lm
Max Connectable Units	16 PCS	8 PCS	6 PCS
Length (mm)	L: 600	L: 1200	L: 1500



LED WATERPROOF LAMP

## NAVIGATOR/XL

- 170-265V / 50-60Hz
- Average Life: 40.000 Hrs
- 6400K



## Linkable & Quick Connect




	NAVIGATOR/XL-24	NAVIGATOR/XL-48	NAVIGATOR/XL-60
	059-011-2024	059-011-2048	059-011-2060
Power	24 W	48 W	60 W
Luminous Flux	2400 lm	4800 lm	6000 lm
Max Connectable Units	12 PCS	6 PCS	5 PCS
Length (mm)	L: 600	L: 1200	L: 1500





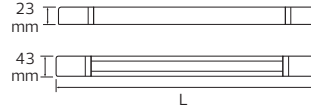
### IRMAK

- 170-265V / 50-60Hz
- Average Life: 30.000 Hrs
- 6400K




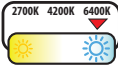
IRMAK-18	IRMAK-36	IRMAK-45
059-004-0018	059-004-0036	059-004-0045

Power	: 18 W	36 W	45 W
Luminous Flux	: 1440 lm	2880 lm	3600 lm
Length (mm)	: L: 650	L: 1260	L: 1560




### NEHİR

- 170-265V / 50-60Hz
- Average Life: 30.000 Hrs
- 6400K




NEHİR-18	NEHİR-36	NEHİR-45
059-003-0018	059-003-0036	059-003-0045

Power	: 18 W	36 W	45 W
Luminous Flux	: 1440 lm	2880 lm	3600 lm
Length (mm)	: L: 652	L: 1262	L: 1562



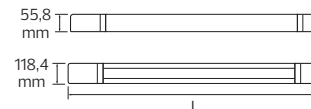
### OKYANUS

- 170-265V / 50-60Hz
- Average Life: 30.000 Hrs
- 6400K



OKYANUS-36	OKYANUS-72	OKYANUS-90
059-005-0036	059-005-0072	059-005-0090

Power	: 36 W	72 W	90 W
Luminous Flux	: 2880 lm	5760 lm	7200 lm
Length (mm)	: L: 632	L: 1242	L: 1542

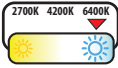




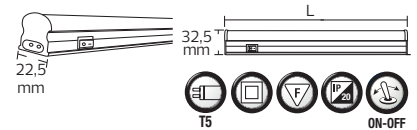
### SIGMA

- 176-265V / 50-60Hz
- Average Life: 20.000 Hrs
- 6400K

LINKABLE




	SIGMA-4	SIGMA-7	SIGMA-10	SIGMA-14
	052-001-0030	052-001-0060	052-001-0090	052-001-0120
Power	4 W	7 W	10 W	14 W
Luminous Flux	254 lm	552 lm	846 lm	1100 lm
Length (mm)	L: 282	L: 546	L: 856	L: 1156



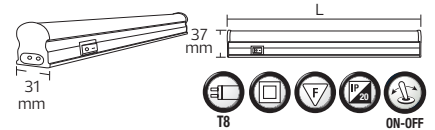
### OMEGA

- 176-265V / 50-60Hz
- Average Life: 20.000 Hrs
- 6400K

LINKABLE



	OMEGA-6	OMEGA-9	OMEGA-12	OMEGA-16
	052-002-0030	052-002-0060	052-002-0090	052-002-0120
Power	6 W	9 W	12 W	16 W
Luminous Flux	273 lm	538 lm	898 lm	1136 lm
Length (mm)	L: 285	L: 535	L: 855	L: 1155

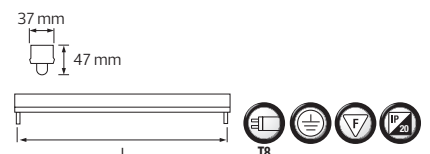


### TUBOFIX

- 175-250V / 50-60Hz
- For 60/120 cm double side energized LED Tubes
- LED Tube not included



	TUBOFIX-60	TUBOFIX-60D	TUBOFIX-120	TUBOFIX-120D
	061-001-0060	061-001-2060	061-001-0120	061-001-2120
Power	Max. 20W	Max. 2x20W	Max. 40W	Max. 2x40W
Lamp Holder	T8	2xT8	T8	2xT8
Length (mm)	L: 616	L: 616	L: 1226	L: 1226



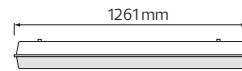


LED TUBE FIXTURE

**PROMASTER**

- 175-250V / 50-60Hz
- Max. 2x40W
- For 120 cm double side energized LED Tubes
- LED Tube not included

057 003 2120

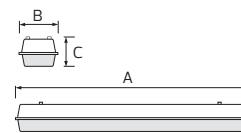


**PROFIX**

- 175-250V / 50-60Hz
- For 60/120 cm double side energized LED Tubes
- LED Tube not included



	PROFIX-60S	PROFIX-60D	PROFIX-120S	PROFIX-120D
	057-001-1060	057-001-2060	057-001-1120	057-001-2120
Power	Max. 2x18W	Max. 2x20W	Max. 40W	Max. 2x40W
Lamp Holder	T8	2xT8	T8	2xT8
Sizes (mm)	A: 670 B: 65 C: 65	A: 670 B: 88 C: 62	A: 1280 B: 65 C: 65	A: 1280 B: 88 C: 62






**HOROZ ELECTRIC**

# LED Linear High Bay Lamp

## PYRAMID

- 100-265V / 50-60Hz
- Average Life: 50.000 Hrs
- 6400K
- Aluminium Die Casting Body




**Mountable**



**Hangable**



	PYRAMID-50	PYRAMID-100	PYRAMID-150	PYRAMID-200
	063-010-0050	063-010-0100	063-010-0150	063-010-0200
Power	50 W	100 W	150 W	200 W
Luminous Flux	6500 lm	13000 lm	19500 lm	26000 lm
Length (mm)	266	519	772	1025



**HOROZ ELECTRIC**


# LED Linear High Bay Lamp LED Ufo High Bay Lamp



LED LINEAR HIGH BAY LAMP

## ZEUGMA

- 100-265V / 50-60Hz
- Average Life: 50.000 Hrs
- 6400K
- Aluminium Die Casting Body



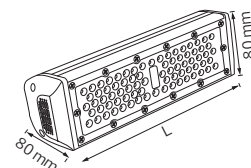
**Mountable**



**Hangable**



	ZEUGMA-50	ZEUGMA-100	ZEUGMA-150	ZEUGMA-200
	063-005-0050	063-005-0100	063-005-0150	063-005-0200
Power	50 W	100 W	150 W	200 W
Luminous Flux	4650 lm	9300 lm	13950 lm	18600 lm
Length (mm)	290	520	758	1000





# HOROZ ELECTRIC

## LED Ufo High Bay Lamp

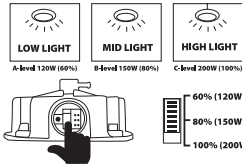
### MAGNUS-200 3 CCT

- 100-277V / 50-60Hz
- 30.000 lm
- Average Life: 50.000 Hrs
- 3 CCT
- 1-10V Dimmer

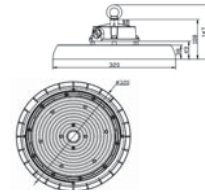
063 012 0200



### CCT ADJUSTABLE



### DIP SWITCH POWER ADJUSTABLE IN 3 GEARS



LED UFO HIGH BAY LAMP

### MYRA 3 CCT

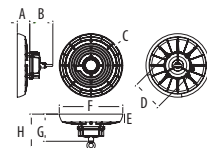
- 100-265V / 50-60Hz
- Average Life: 30.000 Hrs
- 3 CCT



### CCT ADJUSTABLE



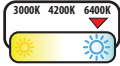
	MYRA-100 3 CCT	MYRA-150 3 CCT	MYRA-200 3 CCT
	063-011-0100	063-011-0150	063-011-0200
Power	100 W	150 W	200 W
Luminous Flux	15000 lm	22500 lm	30000 lm
Length (mm)	A:52,96 B:4 C:265,1D:128,6 E:40 F:265,1G:113,4 H:148,4	A:54,7 B:96,4 C:290,4 D:128,6 E:40 F:290,4 G:116,1H:151,1	A:60,96 B:4 C:347,2D:128,6 E:40 F:347,2 G:129,4 H:156,9



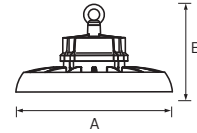


### ARTEMIS

- 100-265V / 50-60Hz
- Average Life: 30.000 Hrs
- 6400K
- Aluminium Die Casting Body

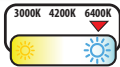


	ARTEMIS-100	ARTEMIS-150	ARTEMIS-200	ARTEMIS-300
	063-003-0100	063-003-0150	063-003-0200	063-003-0300
Power	: 100 W	: 150 W	: 200 W	: 300 W
Luminous Flux	: 15000 lm	: 22500 lm	: 30000 lm	: 45000 lm
Sizes (mm)	: A: 265 B: 148.4	: A: 290.4 B: 151	: A: 347.2 B: 157	: A: 396 B: 177

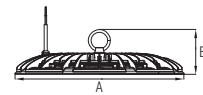


### AGORA

- 100-265V / 50-60Hz
- Average Life: 30.000 Hrs
- 6400K
- Aluminium Die Casting Body




	AGORA-100	AGORA-150	AGORA-200	AGORA-300
	063-008-0100	063-008-0150	063-008-0200	063-008-0300
Power	: 100 W	: 150 W	: 200 W	: 300 W
Luminous Flux	: 13000 lm	: 19500 lm	: 26000 lm	: 39000 lm
Sizes (mm)	: A:270 B: 91	: A:300 B: 96.5	: A:330 B: 103	: A:372 B: 108

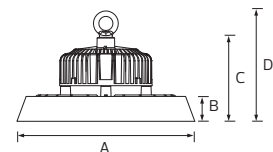


### HERKÜL

- 100-260V / 50-60Hz
- Average Life: 50.000 Hrs
- 6400K



	HERKÜL-100	HERKÜL-150	HERKÜL-200
	063-009-0100	063-009-0150	063-009-0200
Power	: 100 W	: 150 W	: 200 W
Luminous Flux	: 15000 lm	: 22500 lm	: 30000 lm
Length (mm)	: A:275 B:28 C:119 D:154	: A:320 B:29 C:122 D:158	: A:380 B:36 C:123 D:159



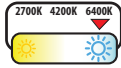


**HOROZ ELECTRIC**

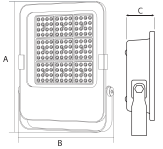
**LED Projector**

**BORNEO**

- 100-265V / 50-60Hz
- Average Life: 30.000 Hrs



**BLACK**



	BORNEO-50	BORNEO-100	BORNEO-200	BORNEO-300	BORNEO-400	BORNEO-500	BORNEO-600
	068-033-0050	068-033-0100	068-033-0200	068-033-0300	068-033-0400	068-033-0500	068-033-0600

<b>Power</b>	:	<b>50 W</b>	<b>100 W</b>	<b>200 W</b>	<b>300 W</b>	<b>400 W</b>	<b>500 W</b>	<b>600 W</b>
<b>Luminous Flux</b>	:	6000 lm	12000 lm	24000 lm	36000 lm	48000 lm	60000 lm	72000 lm
<b>Sizes (mm)</b>	:	A: 210 B: 190 C: 41	A: 280 B: 240 C: 45	A: 360 B: 325 C: 65	A: 425 B: 445 C: 68	A: 445 B: 445 C: 68	A: 600 B: 510 C: 71	A: 600 B: 510 C: 71

LED PROJECTOR



**HOROZ ELECTRIC**

- LED Projector
- LED RGB Projector
- LED Solar Projector
- LED Solar Security Light
- LED Rechargeable Light
- LED Frameless Projector
- Portable LED Projector
- LED Projector Stand





### PALLAS 3 CCT

- 145-265V / 50-60Hz
- Average Life: 30.000 Hrs



### CCT ADJUSTABLE

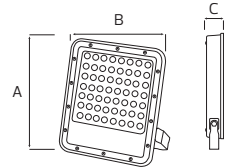


BLACK



PALLAS-50 3 CCT	PALLAS-100 3 CCT	PALLAS-200 3 CCT	PALLAS-300 3 CCT
068-030-1050	068-030-1100	068-030-1200	068-030-1300

Power	: 50 W	100 W	200 W	300 W
Luminous Flux	: 6500 lm	13000 lm	26000 lm	39000 lm
Sizes (mm)	: A:176.5 B:152.4 C:28.2	A:222.5 B:191.5 C:29.7	A:297.3 B:256.3 C:32.7	A:350.9 B:301.4 C:33.5



### MARGAY 3 CCT

- 145-265V / 50-60Hz
- Average Life: 30.000 Hrs



### CCT ADJUSTABLE

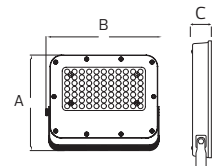


GRAY



MARGAY-50 3 CCT	MARGAY-100 3 CCT	MARGAY-200 3 CCT	MARGAY-300 3 CCT
068-031-1050	068-031-1100	068-031-1200	068-031-0300


Power	: 50 W	100 W	200 W	300 W
Luminous Flux	: 6500 lm	13000 lm	26000 lm	39000 lm
Sizes (mm)	: A:145 B:188 C:32	A:194 B:249 C:36	A:253 B:327 C:39	A:295 B:379 C:49



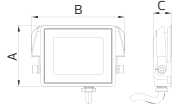


## PARDUS

- 100-265V / 50-60Hz
- Average Life: 30.000 Hrs





BLACK



	PARDUS-10	PARDUS-20	PARDUS-30	PARDUS-50	PARDUS-100	PARDUS-200	PARDUS-300
	068-028-0010	068-028-0020	068-028-0030	068-028-0050	068-028-0100	068-028-0200	068-028-0300
Power	10 W	20 W	30 W	50 W	100 W	200 W	300 W
Luminous Flux	900 lm	1800 lm	2700 lm	4500 lm	9000 lm	18000 lm	27000 lm
Color Temperature	6400K	6400K	6400K	6400K	6400K	6400K	6400K
Sizes (mm)	A: 68.8 B: 105 C: 21	A: 88 B: 127 C: 28	A: 110 B: 164 C: 29	A: 141 B: 185 C: 29	A: 185 B: 255 C: 32	A: 289 B: 407 C: 34	A: 399 B: 498 C: 48

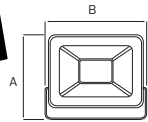
## ASLAN

- 175-250V / 50-60Hz
- Average Life: 30.000 Hrs
- 6400K



BLACK

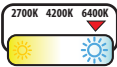
WHITE



	ASLAN-10	ASLAN-20	ASLAN-30	ASLAN-50	ASLAN-100	ASLAN-200	ASLAN-300
	068-010-0010	068-010-0020	068-010-0030	068-010-0050	068-010-0100	068-010-0200	068-010-0300
Power	10 W	20 W	30 W	50 W	100 W	200 W	300 W
Luminous Flux	1100 lm	2200 lm	3380 lm	5500 lm	11000 lm	21160 lm	31740 lm
Sizes (mm)	A: 66 B: 72 C: 22	A: 86 B: 102 C: 26	A: 103 B: 116 C: 26	A: 134 B: 160 C: 25	A: 192 B: 225 C: 28	A: 312 B: 280 C: 28	A: 336 B: 378 C: 33

## ASLAN/S

- 175-250V / 50-60Hz
- Average Life: 30.000 Hrs
- 6400K



WITH PIR SENSOR

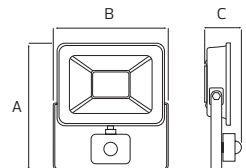


BLACK

WHITE



	ASLAN/S-10	ASLAN/S-20	ASLAN/S-30	ASLAN/S-50
	068-011-0010	068-011-0020	068-011-0030	068-011-0050
Power	10 W	20 W	30 W	50 W
Luminous Flux	1100 lm	2200 lm	3380 lm	5500 lm
Sizes (mm)	A: 126 B: 72 C: 40	A: 142 B: 102 C: 40	A: 176 B: 135 C: 40	A: 184 B: 160 C: 40




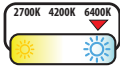


### PUMA

- 175-250V / 50-60Hz
- Average Life: 20.000 Hrs

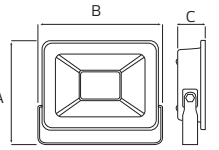


BLACK



	PUMA-10	PUMA-20	PUMA-30	PUMA-50	PUMA-100	PUMA-200
	068-003-0010	068-003-0020	068-003-0030	068-003-0050	068-003-0100	068-003-0200

Power	: 10 W	20 W	30 W	50 W	100 W	200 W
Luminous Flux	: 1000 lm	2000 lm	3000 lm	5000 lm	10000 lm	22200 lm
Color Temperature	: 6400K	6400K	6400K	6400K	6400K	6400K
Sizes (mm)	: A: 101 B: 109 C: 21	A: 122 B: 134 C: 30	A: 138 B: 155 C: 32	A: 175 B: 198 C: 32	A: 231 B: 269 C: 35	A: 312 B: 385 C: 37




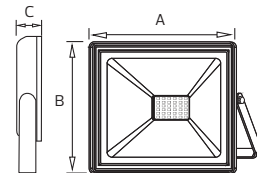
### REMIX

- 100-260V / 50-60Hz
- Average Life: 25.000 Hrs
- RGB+W



	REMIX-20	REMIX-30	REMIX-50	REMIX-100
	068-020-0020	068-020-0030	068-020-0050	068-020-0100

Power	: 20 W	30 W	50 W	100 W
Luminous Flux	: 1600 lm	2400 lm	4000 lm	8000 lm
Sizes (mm)	: A: 109.4 B: 84.6 C: 25.2	A: 137 B: 105 C: 25.2	A: 178 B: 124 C: 26.5	A: 269 B: 180 C: 27.2



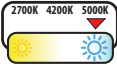


# HOROZ ELECTRIC

## Portable LED Projector/LED Frameless Projector

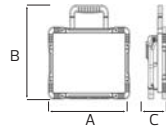
### WORKSHOP

- 220-240V / 50-60Hz
- Average Life: 30.000 Hrs
- 5000K
- 1.8M H07RN-F3G1.5mm2+VDE plug



	WORKSHOP-30	WORKSHOP-60
	068-019-0030	068-019-0060


Power	: 30 W	60 W
Luminous Flux	: 3250 lm	6500 lm
Sizes (mm)	: A: 252,5 B: 291 C: 111	A: 342 B: 387,5 C: 100
Socket & Switch	: 1socket+ON/OFF on back	2socket+ON/OFF on back



### PEGASUS

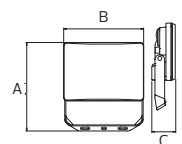
- 100-265V / 50-60Hz
- Average Life: 25.000 Hrs
- 6400K

### FRAMELESS FLOODLIGHT NO DARK AREA EDITION



	PEGASUS-10	PEGASUS-20	PEGASUS-30	PEGASUS-50	PEGASUS-100
	068-024-0010	068-024-0020	068-024-0030	068-024-0050	068-024-0100

Power	: 10 W	20 W	30 W	50 W	100 W
Luminous Flux	: 1100 lm	2200 lm	3380 lm	5750 lm	11700 lm
Sizes (mm)	: A: 81,9 B: 94,6 C: 35,2	A: 101,7 B: 117,5 C: 36,3	A: 133,2 B: 165,2 C: 38,3	A: 164 B: 200,8 C: 45	A: 203 B: 251,8 C: 49,5



PORTABLE LED PROJECTOR / LED FRAMELESS PROJECTOR



**HOROZ**

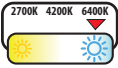
**ELECTRIC**

# LED Frameless Worklight

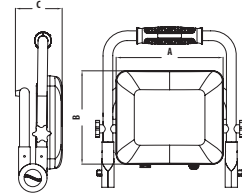
## PEGASUS/W

- 100-265V / 50-60Hz
- Average Life: 30.000 Hrs
- 6400K

## FRAMELESS FLOODLIGHT NO DARK AREA EDITION



1.8 m PLUG



	PEGASUS/W-50	PEGASUS/W-100
	068-032-0050	068-032-0100

Power	: 50 W	100 W
Luminous Flux	: 5750 lm	11700 lm
Sizes (mm)	: A: 178.6 B: 155.8 C: 78.1	A: 223.3 B: 194.8 C: 80.4



LED FRAMELESS WORKLIGHT



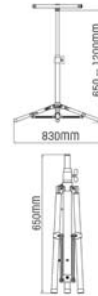


**HOROZ ELECTRIC**

# Portable LED Stand /LED Projector Stand LED Canopy Light

## TELESCOPE

- 170-260V / 50-60Hz
- Average Life: 25.000 Hrs
- 6400K
- 4300lm
- 1.6M H05RNF
- 3X0.5mm2 VDE PLUG

107 003 0040



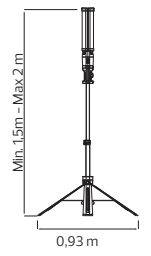


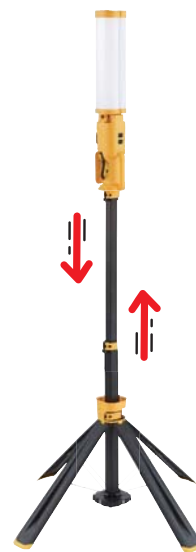
LED CANOPY LIGHT

PORTABLE LED STAND LED PROJECTOR STAND

## TOWER

107 002 0080

- 2x4000lm Worklight
- 220-240V / 50Hz
- 2x40W, Lumen: 2x4355 lm,
- Ra > 80, IP54
- ON/OFF Switch
- 1 X VDE socket
- 3.0M H07RN-F3G1.5mm2+VDE plug
- Max. 2M Height
- Magnet on feet Cable storage
- Average Life: 25.000Hrs



**HOROZ ELECTRIC**

## Portable LED Stand LED Projector Stand



## LED Canopy Light

### PORTABLE

107 001 0003

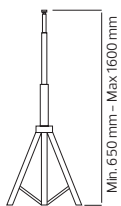
- PORTABLE STAND
- 1.5 meter H05VV-F cable



### TRIPOD SINGLE

107 001 0001

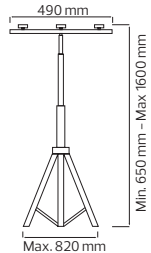
- TRIPOD SINGLE STAND
- 1.8 meter H05VV-F cable



### TRIPOD DOUBLE

107 001 0002

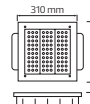
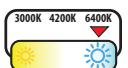
- TRIPOD DOUBLE STAND
- 1.8 meter H05VV-F cable



### FALCON

069 001 0110

#### RECESSED





### TIGER PRO 3 CCT

- 3.2V DC
- Average Life: 50.000 Hrs
- 3 CCT
- Duration Time 12-14 Hours
- Charge&Discharge: >1500 times
- Charging Time: 4-6 Hours
- Remote Control: 12m
- With 5m Cable & U Bracket

BLACK



### CCT ADJUSTABLE



CCT Selectable by Remote Controller



3000K



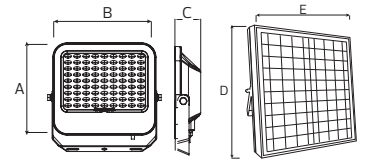
4500K



6500K



	TIGER PRO-50 3 CCT	TIGER PRO-100 3 CCT	TIGER PRO-200 3 CCT	TIGER PRO-300 3 CCT
	068-012-2050	068-012-2100	068-012-2200	068-012-2300
Power :	50 W	100 W	200 W	300 W
Luminous Flux :	700 lm	1100 lm	1700 lm	3100 lm
Battery :	(3.2V / 5AH) Lithium Iron Phosphate	(3.2V / 8AH) Lithium Iron Phosphate	(3.2V / 20AH) Lithium Iron Phosphate	(3.2V / 30AH) Lithium Iron Phosphate
Solar Panel :	Monocrystalline, 6V/6W	Monocrystalline, 6V/10W	Monocrystalline, 6V/20W	Monocrystalline, 6V/30W
Projector Sizes (mm) :	A: 143 B: 185 C: 57	A: 178 B: 233 C: 57	A: 215 B: 285 C: 58	A: 275 B: 350 C: 57
Solar Panel Sizes (mm) :	D: 230 E: 150	D: 300 E: 210	D: 390 E: 300	D: 430 E: 390



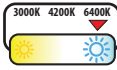
LED SOLAR PROJECTOR



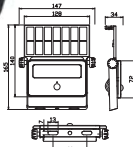
## SPIDER-16

- 3.7V DC
- Average Life: 25.000 Hrs
- 6400K
- 1600 lm
- Duration Time 12-15 Hrs sensor mode
- Volt Range With Battery
- Battery 2600mAh
- CRI 80
- Solar Panel: 1W 5V

068 021 0016



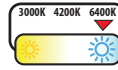
BLACK



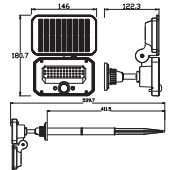
## SPARROW-16

- 3.7V DC
- Average Life: 25.000 Hrs
- 6400K
- 1600 lm
- Duration Time:12-15 Hrs sensor mode
- Volt Range With Battery
- Battery 2600mAh
- Remote Control: 12m
- CRI 80
- Solar Panel: 1.6W 5.5V

068 022 0016



BLACK



THREE MODES LIGHTING


WALL AND GROUND INSTALLATION APPARATUS AVAILABLE



## PANDA-10

- 3.7V DC
- Average Life: 25.000 Hrs
- 6400K
- 800 lm
- Duration Time 3 Hrs
- Charging Time 4 Hrs
- 3.7V 2600mAh Lithium Battery

068 023 0010




BLACK



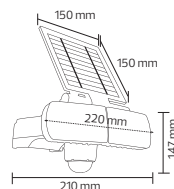
## ARMOR-8

- 3.7V DC
- 600 lm
- 6400K
- 2x1.5Ah Li-ion Battery
- Continuous Working Time: 1,5 Hrs
- Charging Time: 6-8 Hrs
- 5V 2.5W 500mA Polysilicon Solar Panel
- Average Life: 50.000 Hrs
- 180° (right-left) & 90° (up-down) rotatable Double Light Source
- 360° rotatable & 5 steps (30°-38°-45°-53°-60°) adjustable Solar Panel

072 001 0008



BLACK



LED SOLAR PROJECTOR/LED RECHARGEABLE PROJECTOR/LED SOLAR SECURITY LIGHT



### TURBO 3 CCT

- 3.7V DC
- Average Life: 25.000 Hrs
- 3000K-4200K-6400K



### CCT ADJUSTABLE

CCT Selectable by DIP Switch



3000K



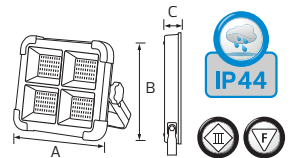
4500K



6000K



	TURBO-200 3 CCT 068-027-0200	TURBO-400 3 CCT 068-027-0400	TURBO-800 3 CCT 068-027-0800
Power	200 W	400 W	800 W
Luminous Flux	1466 lm	2391lm	2733 lm
Battery	3.7V 1200X3mAh	3.7V 8000mAh	3.7V 10000mAh
Panel	5V 1.3W	5V 2.3W	6V 8W Solar Panel Foldable
Endurance	Strong light 5H universal light 7H	Strong light 5H universal light 7H	Strong light 6H universal light 8H
Sizes (mm)	A:183.5 B:144 C:54.3	A:217.8 B:174.3 C:54.8	A:277 B:244.5 C:66







**HOROZ ELECTRIC**

# LED Solar Street Light

## GRAND PRO

- 3.2V DC
- Average Life: 50.000 Hrs
- 6400K
- Duration Time 12-14 Hours
- Charge&Discharge: >1500 times
- Installation Height : 3-6 meters
- Charging Time: 4-6 Hours
- Remote Control: 12m



**BLACK**



	GRAND PRO-50 074-009-2050	GRAND PRO-100 074-009-2100	GRAND PRO-200 074-009-2200	GRAND PRO-300 074-009-2300
Power	50 W	100 W	200 W	300 W
Luminous Flux	950 lm	1150 lm	1900 lm	2100 lm
Battery	3.2V / 4AH Lithium Iron Phosphate	3.2V / 5AH Lithium Iron Phosphate	3.2V / 12AH Lithium Iron Phosphate	3.2V / 15AH Lithium Iron Phosphate
Solar Panel	Monocrystal Panel 5V / 6W	Monocrystal Panel 5V / 8W	Monocrystal Panel 5V / 15W	Monocrystal Panel 5V / 20W
Irradiation Area	30m <sup>2</sup>	60m <sup>2</sup>	80m <sup>2</sup>	100m <sup>2</sup>
Street Lamp Sizes (mm)	A: 216 B: 219 C: 46	A: 231B: 413 C: 47	A: 251 B: 622 C: 47	A: 251 B: 722 C: 47



LED SOLAR STREET LIGHT



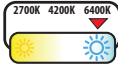
**HOROZ ELECTRIC**

## LED Solar Street Light LED Street Light





## GRAND/XL



- 3.2V DC
- Average Life: 50,000 Hrs
- 6400K
- Duration Time 10-12 Hours
- Charge&Discharge: >1500 times
- Charging Time: 6-8 Hours (Cloudy 1 day, Rainy 2 days)
- Remote Control: 12m

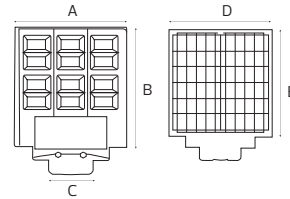


BLACK



GRAND/XL-600	GRAND/XL-900	GRAND/XL-1200
074-009-0600	074-009-0900	074-009-1200

Power	: 600 W	900 W	1200 W
Luminous Flux	: 2092 lm	2668 lm	3066 lm
Battery	: 3 x 3.2V/15Ah Lithium Iron Phosphate	3 x 3.2V/20Ah Lithium Iron Phosphate	3 x 3.2V/25Ah Lithium Iron Phosphate
Solar Panel	: Polycrystalline Silicon 6V/18W	Polycrystalline Silicon 6V/25W	Polycrystalline Silicon 6V/30W
Installation Height	: 4 Meters	5 Meters	6 Meters
Irradiation Area	: 80 m <sup>2</sup>	150 m <sup>2</sup>	200 m <sup>2</sup>
Street Lamp Sizes (mm)	: A: 345 B: 450 C: 70	A: 345 B: 600 C: 75	A: 345 B: 680 C: 75
Solar Panel Sizes (mm)	: D: 340 E: 360	D: 340 E: 510	D: 340 E: 590

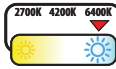


LED SOLAR STREET LIGHT





## COMPACT PRO



- 3.2V DC
- Average Life: 50.000 Hrs
- 6400K
- Duration Time 12-15 Hours
- Charge&Discharge: >1500 times
- Charging Time: 4-6 Hours (Cloudy 1 day, Rainy 2 days)
- Installation Height: 2-3m



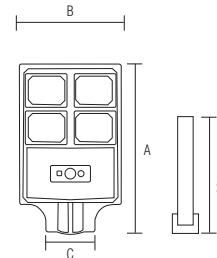
BLACK




## POLE INCLUDED



	074-010-1020	074-010-1030	074-010-1040
Power	20 W	30 W	40 W
Luminous Flux	150 lm	190 lm	400 lm
Battery	3.2V,3Ah Lithium Iron Phosphate	3.2V,3Ah Lithium Iron Phosphate	3.2V,3.6Ah Lithium Iron Phosphate
Solar Panel	Polycrystalline Silicon 5V/2W	Polycrystalline Silicon 5V/3W	Polycrystalline Silicon 5V/5W
Street Lamp Sizes (mm)	A:273 B:165 C:55	A:333 B:165 C:55	A:393 B:165 C:55



## COMBAT



- 3.2V DC
- Average Life: 50.000 Hrs
- 6400K
- Duration Time 12-15 Hours
- Charge&Discharge: >1500 times
- Charging Time: 4-6 Hours (Cloudy 1 day, Rainy 2 days)
- Remote Control: 8-10m
- With 2x1.2m Pole




BLACK



## POLE

130 001 0001

- Pole for Combat




	COMBAT-150	COMBAT-200	COMBAT-250
	074-011-0150	074-011-0200	074-011-0250
Power	150 W	200 W	250 W
Luminous Flux	1400 lm	1700 lm	2400 lm
Battery	3x3.2V,10Ah Lithium Iron Phosphate	4x3.2V,15Ah Lithium Iron Phosphate	5x3.2V,20Ah Lithium Iron Phosphate
Solar Panel	Polycrystalline Silicon 6V/8W	Polycrystalline Silicon 6V/12W	Polycrystalline Silicon 6V/16W
Installation Height	3 Meters	3.5 Meters	4 Meters
Irradiation Area	30m <sup>2</sup>	60m <sup>2</sup>	90m <sup>2</sup>
Street Lamp Sizes (mm)	A: 415 B:127	A: 462 B:127	A: 510 B:127

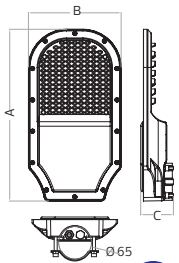



### ORLANDO PRO

- 100-265V / 50-60Hz
- Average Life: 30.000 Hrs
- 6400K



GRAY



	ORLANDO PRO-30	ORLANDO PRO-50	ORLANDO PRO-100	ORLANDO PRO-150	ORLANDO PRO-200
	074-005-1030	074-005-1050	074-005-1100	074-005-1150	074-005-1200
Power	30 W	50 W	100 W	150 W	200 W
Luminous Flux	4500 lm	7500 lm	15000 lm	22500 lm	30000 lm
Pole Diameter (Ø)	Min.50 - Max.65	Min.50 - Max.65	Min.50 - Max.65	Min.50 - Max.65	Min.50 - Max.65
Sizes (mm)	A: 315 B: 170 C: 60	A: 315 B: 170 C: 60	A: 410 B: 210 C: 62	A: 455 B: 252 C: 66.5	A: 500 B: 272 C: 66.5



LED STREET LIGHT



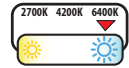


## FLORIDA

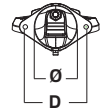
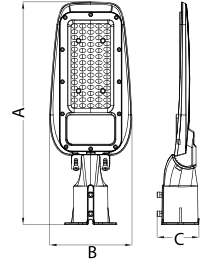


- 100-265V / 50-60Hz
- Average Life: 40.000 Hrs
- 6400K

## GRAY



Adjustable Pole Angle



	FLORIDA-30	FLORIDA-50	FLORIDA-100	FLORIDA-150	FLORIDA-200
	074-014-0030	074-014-0050	074-014-0100	074-014-0150	074-014-0200

Power :	30 W	50 W	100 W	150 W	200 W
Luminous Flux :	3000 lm	5000 lm	10000 lm	15000 lm	20000 lm
Wall Installation Hole (mm) :	D: 88	D: 88	D: 96	D: 96	D: 96
Pole Diameter (Ø) :	60	60	60	60	60
Sizes (mm) :	A: 383 B: 125 C: 70	A: 465 B: 159 C: 75	A: 555 B: 198 C: 75	A: 593 B: 222 C: 75	A: 682 B: 260 C: 75





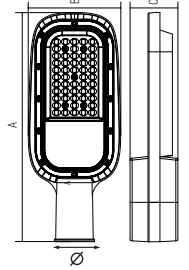
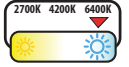
### TEXAS



- 100-265V/50-60 Hz
- Average Life: 20.000 Hrs
- 6400K



### ANTHRACITE



	TEXAS-50	TEXAS-100	TEXAS-150	TEXAS-200
	074-012-0050	074-012-0100	074-012-0150	074-012-0200
Power :	50 W	100 W	150 W	200 W
Luminous Flux :	5750 lm	11680 lm	17600 lm	24000 lm
Sizes (mm) :	A: 350 B: 141 C: 68	A: 425 B: 185 C: 77	A: 516 B: 225 C: 77	A: 578 B: 248 C: 77
Pole Diameter (Ø) :	53	63	63	63



LED STREET LIGHT



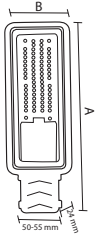
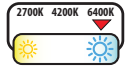


### VEGAS



BLACK

- 100-265V / 50-60Hz
- Average Life: 20.000 Hrs
- 6400K



	VEGAS-50	VEGAS-100	VEGAS-150	VEGAS-200
	074-013-0050	074-013-0100	074-013-0150	074-013-0200
Power	: 50 W	: 100 W	: 150 W	: 200 W
Luminous Flux	: 5750 lm	: 11680 lm	: 17600 lm	: 23550 lm
Sizes (mm)	: A: 411 B: 139	: A: 462 B: 151	: A: 541 B: 189	: A: 654 B: 213



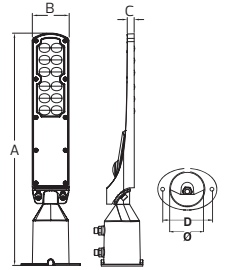



## ROCKET



- 100-265V / 50-60Hz
- Average Life: 30.000 Hrs
- 6400K

## BLACK



**Adjustable Pole Angle**



	ROCKET-30	ROCKET-50	ROCKET-100
	074-015-0030	074-015-0050	074-015-0100

Power :	30 W	50 W	100 W
Luminous Flux :	3600 lm	6000 lm	12000 lm
Wall Installation Hole (mm) :	D: 74	D: 74	D: 74
Pole Diameter (Ø) :	60	60	60
Sizes (mm) :	A: 424.3 B: 67.3 C: 12.6	A: 507.5 B: 68.3 C: 13.2	A: 596.7 B: 76.3 C: 15



LED STREET LIGHT





# HOROZ ELECTRIC

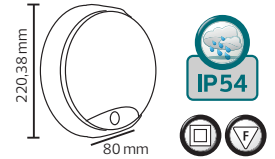
## LED Bulkhead Lamp

### SORENTO 3 CCT

071 017 0020



- WHITE**
- BLACK**
- 170-260V / 50-60Hz
- 1600 lm
- Average Life: 40.000 Hrs
- Voltage : 5-12VDC (≥2MA)
- Power Frequency : 50/60Hz
- Ambient Light : <10LUX →2000LUX
- Time Delay : Min.10sec±3sec± MAX.10min±5min
- Detection Range :120° ± 20°
- Detection Distance : 10 m±2m(<24° C)
- Working Temperature : -20 →+40C
- Working Humidity : <93%Rh
- Installation Height : 2.2-4m
- Detection Moving Speed : 0.6-1.5m/s

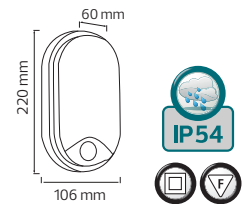


### PALERMO 3 CCT

071 018 0015



- WHITE**
- BLACK**
- 170-265V / 50-60Hz
- 1200 lm
- Average Life: 40.000 Hrs
- Voltage : 5-12VDC (≥2MA)
- Power Frequency : 50/60Hz
- Ambient Light : <10LUX →2000LUX
- Time Delay : Min.10sec±3sec±MAX.10min±5min
- Detection Range :120° ± 20°
- Detection Distance : 10 m±2m(<24° C)
- Working Temperature : -20 →+40C
- Working Humidity : <93%Rh
- Installation Height : 2.2-4m
- Detection Moving Speed : 0.6-1.5m/s





# HOROZ ELECTRIC

## LED Bulkhead Lamp

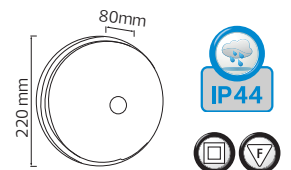


### BOLKAR-20

071 014 0020




- WHITE**
- 160-265V / 50-60Hz
- 6400K
- 2400 lm
- Average Life: 30.000 Hrs
- Works only at night with PIR sensor



LED BULKHEAD LAMP

## FARADAY

■ 160-265V / 50-60 Hz  
■ Average Life: 25.000 Hrs

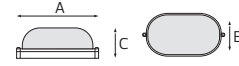


FARADAY-24	FARADAY-36
071-015-0024	071-015-0036

Power	: 24 W	36 W
Luminous Flux	: 2400 lm	3600 lm
Sizes (mm)	: A: 250 B: 125 C: 38	A: 300 B: 150 C: 35

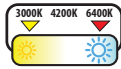


WHITE



## NORTON

■ 160-265V / 50-60 Hz  
■ Average Life: 30.000 Hrs

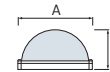


NORTON-24	NORTON-36
071-016-0024	071-016-0036

Power	: 24 W	36 W
Luminous Flux	: 2400 lm	3600 lm
Sizes (mm)	: A: 200 B: 38	A: 240 B: 35



WHITE



## Aluminium Bulkhead Lamp



WHITE  
BLACK

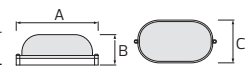
■ 220-240V / 50-60Hz

NEMRUT AYDER TOROS KAÇKAR



NEMRUT	AYDER	TOROS	KAÇKAR
070-001-0060	070-012-0100	070-002-0060	070-013-0100

Power	: Max.18 W LED	Max.18 W LED	Max.18 W LED	Max.18 W LED
Sizes (mm)	: A: 210 B: 80 C: 105	A: 275 B: 115 C: 155	A: 210 B: 85 C: 105	A: 275 B: 120 C: 155



WHITE  
BLACK

■ 220-240V / 50-60Hz

ZİGANA MUNZUR ARARAT ERCİYES



ZİGANA	MUNZUR	ARARAT	ERCİYES
070-005-0060	070-014-0100	070-006-0060	070-015-0100

Power	: Max.18 W LED	Max.18 W LED	Max.18 W LED	Max.18 W LED
Sizes (mm)	: A: 180 B: 85 C: 180	A: 240 B: 110 C: 140	A: 170 B: 80 C: 170	A: 240 B: 115 C: 240



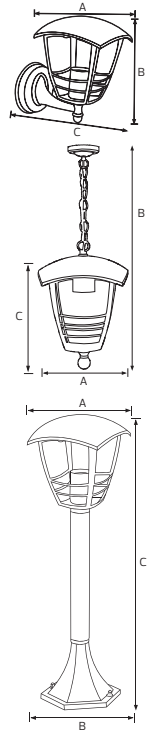


### Garden Lamp LED Garden Lamp LED House Number Light



#### NAR

- 220-240V / 50-60Hz
- Aluminium Body
- Plastic Diffuser



	NAR-1	NAR-2	NAR-3	NAR-4	NAR-5
	075-016-0001	075-016-0002	075-016-0003	075-016-0004	075-016-0005
Power :	Max.18W LED	Max.18W LED	Max.18W LED	Max.18W LED	Max.18W LED
Color :	Black/White	Black/White	Black/White	Black	Black
Sizes :	A: 170 B: 240 C: 210	A: 170 B: 800 C: 260	A: 170 B: 170 C: 300	A: 170 B: 170 C: 580	A: 170 B: 170 C: 840



GARDEN LAMP



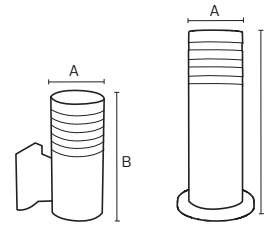
	NAR-6	NAR-7
	075-016-0006	075-016-0007
Power :	Max.2x18W LED	Max.3x18W LED
Color :	Black	Black



### PALMERA

- 220-240V / 50-60Hz
- Aluminium Body
- Diffuser: PC
- Max. 18W LED

BLACK



	PALMERA-1	PALMERA-2	PALMERA-3	PALMERA-4
	075-018-0001	075-018-0002	075-018-0003	075-018-0004

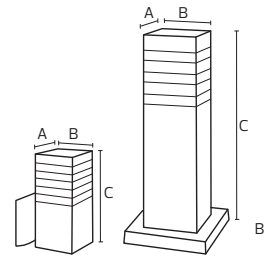
Sizes (mm)	:	A: 90 B: 215	A: 90 B: 300	A: 90 B: 500	A: 90 B: 800
------------	---	--------------	--------------	--------------	--------------



### PALMERA/S

- 220-240V / 50-60Hz
- Aluminium Body
- Diffuser: PC
- Max. 18W LED

BLACK



	PALMERA/S1	PALMERA/S2	PALMERA/S3	PALMERA/S4
	075-017-0001	075-017-0002	075-017-0003	075-017-0004

Sizes (mm)	:	A: 90 B: 90 C: 215	A: 90 B: 90 C: 300	A: 90 B: 90 C: 500	A: 90 B: 90 C: 800
------------	---	--------------------	--------------------	--------------------	--------------------



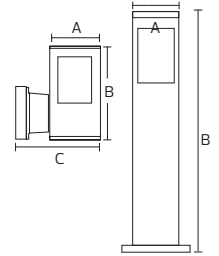
GARDEN LAMP



### KAVAK/SQ

BLACK

- 220-240V / 50-60Hz
- Aluminium Body
- Diffuser: Glass
- Max. 18W LED



KAVAK/SQ-2

075-015-0002

KAVAK/SQ-3

075-015-0003

KAVAK/SQ-4

075-015-0004

KAVAK/SQ-5

075-015-0005

Sizes (mm)

: A: 90 B: 200 C: 150

A: 90 B: 300

A: 90 B: 500

A: 90 B: 800



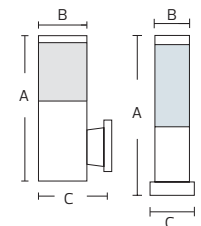
GARDEN LAMP



### KAVAK

BLACK

- 220-240V / 50-60Hz
- Aluminium Body
- Diffuser: Glass
- Max. 18W LED



KAVAK-2

075-014-0002

KAVAK-3

075-014-0003

KAVAK-4

075-014-0004

KAVAK-5

075-014-0005

Sizes (mm)

: A: 208 B: 89 C: 148

A: 300 B: 89 C: 130

A: 500 B: 90 C: 130

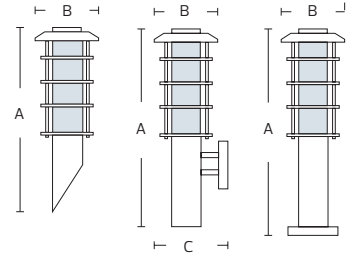
A: 800 B: 90 C: 130





**LADİN**

- 220-240V / 50-60Hz
- Stainless Steel and Galvanized Steel Body
- Diffuser: PC
- Max. 18W LED



LADİN-1

075-002-0001

LADİN-2

075-002-0002

LADİN-3

075-002-0003

LADİN-4

075-002-0004

Sizes (mm)

: A: 335 B: 120

A: 350 B: 120 C: 165

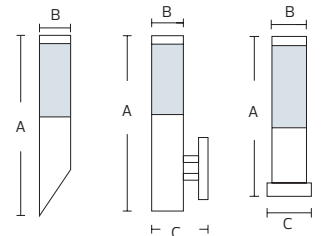
A: 500 B: 120

A: 800 B: 120



**DEFNE**

- 220-240V / 50-60Hz
- Stainless Steel Body
- Diffuser: PC
- Max. 18W LED



DEFNE-1

075-004-0001

DEFNE-2

075-004-0002

DEFNE-3

075-004-0003

DEFNE-4

075-004-0004

DEFNE-5

075-004-0005

Sizes (mm)

: A:405 B: 76

A: 344 B: 76 C: 142

A: 325 B: 76 C: 110

A: 500 B: 76 C: 110

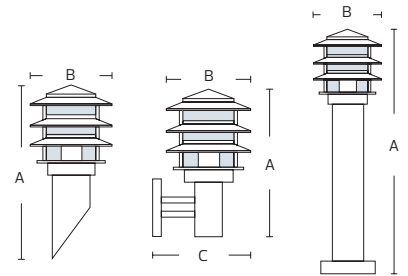
A: 800 B: 76 C: 110





### KAYIN

- 220-240V / 50-60Hz
- Stainless Steel and Galvanized Steel Body
- Diffuser: PC
- Max. 18W LED



KAYIN-1

075-003-0001

KAYIN-2

075-003-0002

KAYIN-3

075-003-0003

KAYIN-4

075-003-0004

Sizes (mm)

: A: 390 B: 150

A: 275 B: 150 C: 210

A: 450 B: 150

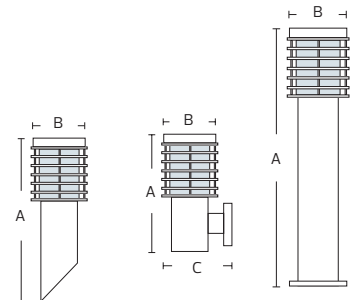
A: 800 B: 150



### PALMIYE

- 220-240V / 50-60Hz
- Stainless Steel and Galvanized Steel Body
- Diffuser: PC
- Max. 18W LED

BLACK



PALMIYE-1

075-001-0001

PALMIYE-2

075-001-0002

PALMIYE-3

075-001-0003

PALMIYE-4

075-001-0004

Sizes (mm)

: A: 350 B: 150

A: 320 B: 150 C: 230

A: 500 B: 150

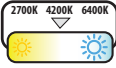
A: 800 B: 150



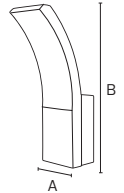
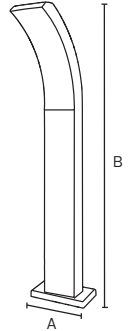


## PRESTIGE

- 85-265V / 50-60Hz
- Average Life: 25.000 Hrs
- 12W
- 835 lm
- 4200K



BLACK



PRESTIGE-1S

076-053-1001

PRESTIGE-1

076-053-0001

PRESTIGE-2

076-053-0002

PRESTIGE-3

076-053-0003

PRESTIGE-4

076-053-0004

Sizes (mm)

A: 70.4 B: 230.7

A: 70.4 B: 230.7

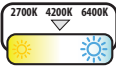
A: 109 B: 300

A: 109 B: 500

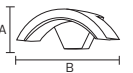
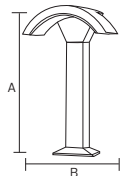
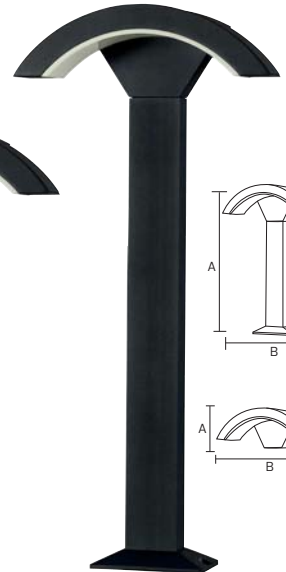
A: 109 B: 800

## DYNAMIC

- 85-265V / 50-60Hz
- Average Life: 25.000 Hrs
- 24W
- 828 lm
- 4200K



BLACK



DYNAMIC-1S

076-058-1001

DYNAMIC-1

076-058-0001

DYNAMIC-2

076-058-0002

DYNAMIC-3

076-058-0003

DYNAMIC-4

076-058-0004

Sizes (mm)

A: 110 B: 300

A: 110 B: 300

A: 300 B: 300

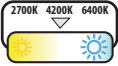
A: 500 B: 300

A: 800 B: 300

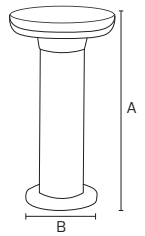
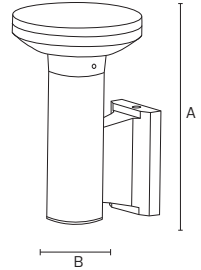


### DEXTER

- 85-265V / 50-60Hz
- Average Life: 25.000 Hrs
- 12W
- 700 lm
- 4200K



BLACK

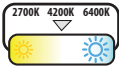


	DEXTER-1	DEXTER-2	DEXTER-3	DEXTER-4
	076-115-0001	076-115-0002	076-115-0003	076-115-0004
Sizes (mm)	A: 200 B: 65	A: 300 B: 150	A: 500 B: 150	A: 800 B: 150

LED GARDEN LAMP

### BEYOND

076 087 0001


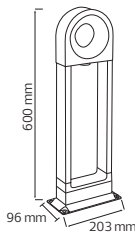


Ambience Light / 3000K



BLACK

- 85-265V 50-60Hz
- 4200K
- 547 lm
- Average Life: 30.000 Hrs

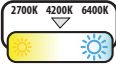




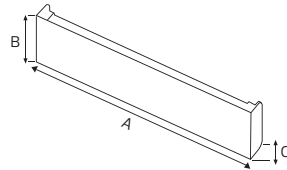
**CALEX**

- 85-265V / 50-60Hz
- Average Life: 30.000 Hrs
- 4200K

**BLACK**



	CALEX-1	CALEX-2	CALEX-3
	076-116-0030	076-116-0060	076-116-0090
Power	: 10 W	: 20 W	: 30 W
Luminous Flux	: 667 lm	: 1247 lm	: 2101 lm
Sizes (mm)	: A: 30 B: 8 C: 2.8	: A: 60 B: 8 C: 2.8	: A: 90 B: 8 C: 2.8



LED GARDEN LAMP





### MANGO

- 220-240V / 50-60Hz
- Stainless Steel Body+PC
- Max. 18W LED



MANGO-1

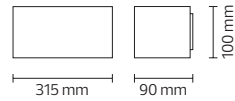
075-009-0001

MANGO-2

075-009-0002

MANGO-3

075-009-0003



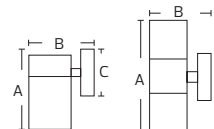
### MANOLYA

- 220-240V / 50-60Hz
- Diffuser: Glass



	MANOLYA-1	MANOLYA-2	MANOLYA-3
	075-008-0001	075-008-0002	075-008-0003

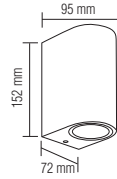
<b>Power</b>	: Max. 10W LED	: Max. 2x10W LED	: Max. 2x18W LED
<b>Lamp Holder</b>	: GU10	: GU10	: E27
<b>Body</b>	: Stainless Steel	: Stainless Steel	: Aluminium
<b>Color</b>	: Mat Chrome / Black	: Mat Chrome / Black	: Black
<b>Lighting Direction</b>	: Down	: Up&Down	: Up&Down
<b>Sizes (mm)</b>	: A:116 B: 93 C: 85	: A:160 B: 93 C: 85	: A: 300 B: 173 C: 108





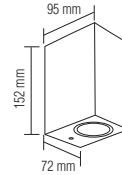
### MAMBA

076 066 0001



### MAMBA-SQ

076 067 0001



**BLACK**

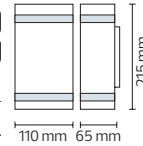
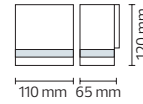
- 220-240V / 50-60Hz
- Max. 10W LED



### REGNUM

- 220-240V / 50-60Hz
- Aluminium Body+PC

**BLACK**



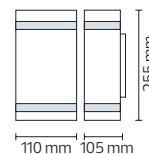
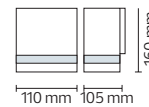
REGNUM-1	REGNUM-2	REGNUM-3	REGNUM-4
075-019-0001	075-019-0002	075-019-0003	075-019-0004

<b>Power</b>	: Max. 10W LED	Max. 2x10W LED	Max. 10W LED	Max. 2x10W LED
<b>Lighting Direction</b>	: Up	Up&Down	Up	Up&Down



### GARDENYA

- 220-240V / 50-60Hz
- Stainless Steel Body+PC



GARDENYA-1	GARDENYA-2	GARDENYA-3	GARDENYA-4
075-010-0001	075-010-0002	075-010-0003	075-010-0004

<b>Power</b>	: Max. 10W LED	Max. 2x10W LED	Max. 10W LED	Max. 2x10W LED
<b>Lighting Direction</b>	: Down	Up&Down	Down	Up&Down

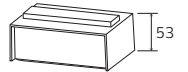
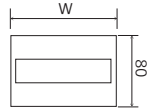
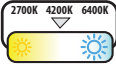




## TWIST

- 85-265V / 50-60Hz
- Average Life: 25.000 Hrs
- 4200K

BLACK



	TWIST-5	TWIST-7	TWIST-12	TWIST-15
	076-042-0005	076-042-0007	076-042-0012	076-042-0015
Power :	5 W	7 W	12 W	15 W
Luminous Flux :	350 lm	442 lm	821lm	987 lm
Lighting Direction :	Up, Down&Front	Up, Down&Front	Up, Down&Front	Up, Down&Front
Width (mm) :	W: 85	W: 119	W: 170	W: 220



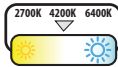
LED GARDEN LAMP



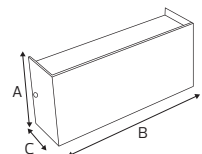
## PROTON/S

- 85-265V / 50-60Hz
- 4200K
- Average Life: 30.000 Hrs

BLACK



	PROTON/S-2	PROTON/S-4	PROTON/S-6	PROTON/S-8
	076-055-0002	076-055-0004	076-055-0006	076-055-0008
Power :	2 W	4 W	6 W	8 W
Luminous Flux :	260 lm	360 lm	540 lm	720 lm
Lighting Direction :	Up&Down	Up&Down	Up&Down	Up&Down
Sizes (mm) :	A: 73 B: 73 C: 38	A: 80 B: 119 C: 47	A: 80 B: 171 C: 47	A: 80 B: 220 C: 48

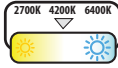




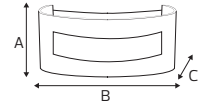
## NEUTRON

- 85-265V / 50-60Hz
- 4200K
- Average Life: 30.000 Hrs

BLACK



	NEUTRON-5	NEUTRON-7	NEUTRON-12	NEUTRON-14
	076-091-0005	076-091-0007	076-091-0012	076-091-0014
Power	5 W	7 W	12 W	14 W
Luminous Flux	309 lm	452 lm	780 lm	973 lm
Lighting Direction	Up, Down&Front	Up, Down&Front	Up, Down&Front	Up, Down&Front
Sizes (mm)	A: 90 B: 100 C: 48	A: 92 B: 120 C: 50	A: 95 B: 185 C: 50	A: 95 B: 220 C: 53

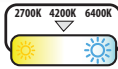


LED GARDEN LAMP

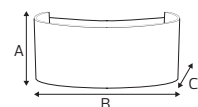
## PROTON

- 85-265V / 50-60Hz
- 4200K
- Average Life: 30.000 Hrs

BLACK



	PROTON-2	PROTON-4	PROTON-6	PROTON-8
	076-039-0002	076-039-0004	076-039-0006	076-039-0008
Power	2 W	4 W	6 W	8 W
Luminous Flux	260 lm	360 lm	540 lm	720 lm
Lighting Direction	Up&Down	Up&Down	Up&Down	Up&Down
Sizes (mm)	A: 73 B: 80 C: 38	A: 95 B: 117 C: 38	A: 95 B: 181 C: 42	A: 95 B: 217 C: 49






**HOROZ ELECTRIC**

# LED Garden Lamp

## VOLCANO 3 CCT

- 100-265V / 50-60Hz
- 3CCT
- Average Life: 25.000 Hrs

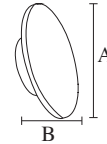
## CCT ADJUSTABLE



- BLACK
- WHITE



	VOLCANO-9 3 CCT	VOLCANO-12 3 CCT	VOLCANO-15 3 CCT	VOLCANO-18 3 CCT
	076-119-0009	076-119-0012	076-119-0015	076-119-0018
Power	9 W	12 W	15 W	18 W
Luminous Flux	900 lm	1200 lm	1500 lm	1800 lm
Sizes (mm)	A: 120 B: 47	A: 180 B: 47	A: 220 B: 47	A: 250 B: 47



LED GARDEN LAMP



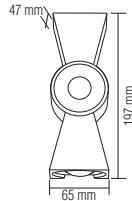
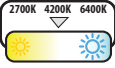


**LAGOS**

- 85-265V 50-60Hz
- 4200K
- 765 lm
- Average Life:30.000 Hrs

**BLACK**

076 070 0012


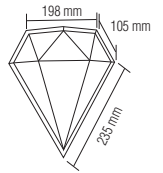
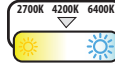


**CARAT**

- 85-265V 50-60Hz
- 4200K
- 925 lm
- Average Life:30.000 Hrs

**BLACK**

076 071 0012



LED GARDEN LAMP

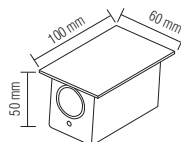
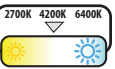
**FACTOR-2**

- 85-265V /50-60Hz
- 4200K
- 170 lm
- Average Life: 30.000 Hrs

**BLACK**

**WHITE**

076 075 0002

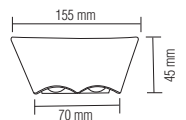
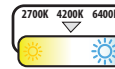


**BAT-6**

- 85-265V 50-60Hz
- 4200K
- 335 lm
- Average Life:30.000 Hrs

**BLACK**

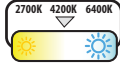
076 072 0006





**BOLERO**

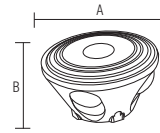
- 85-265V / 50-60Hz
- 4200K
- Average Life: 30.000 Hrs



	BOLERO-5	BOLERO-7	BOLERO-9
	076-076-0005	076-076-0007	076-076-0009

Power	: 5W	7W	9W
Luminous Flux	: 350 lm	619 lm	865 lm
Sizes (mm)	: A: 105 B: 62	A: 125 B: 62	A: 160 B: 62

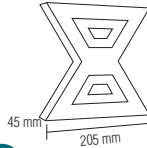
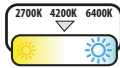
**BLACK**



**METROPOL-12**

- 85-265V 50-60Hz
- 4200K
- 910 lm
- Average Life:30.000 Hrs

076 073 0012

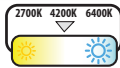


**BLACK**



**ANGEL**

- 85-265V / 50-60Hz
- 4200K
- Average Life: 30.000 Hrs



	ANGEL-5	ANGEL-8	ANGEL-11
	076-077-0005	076-077-0008	076-077-0011

Power	: 5W	8W	11W
Luminous Flux	: 330 lm	445 lm	740 lm
Sizes (mm)	: A: 125 B: 50	A: 170 B: 50	A: 214 B: 50

**BLACK**

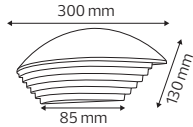
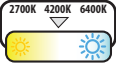


## SPARTA-1

- 85-265V 50-60Hz
- 4200K
- 350 lm
- Average Life:30.000 Hrs

BLACK

076 085 0006

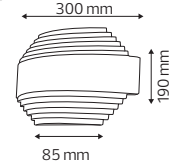
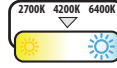


## SPARTA-2

- 85-265V 50-60Hz
- 4200K
- 610 lm
- Average Life:30.000 Hrs

BLACK

076 085 0012



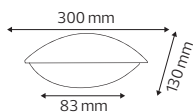

LED GARDEN LAMP

## HERMES-1

- 85-265V 50-60Hz
- 4200K
- 350 lm
- Average Life:30.000 Hrs

BLACK

076 084 0006

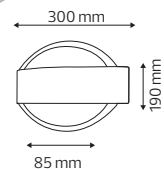




## HERMES-2

- 85-265V 50-60Hz
- 4200K
- 637 lm
- Average Life:30.000 Hrs

BLACK

076 084 0012

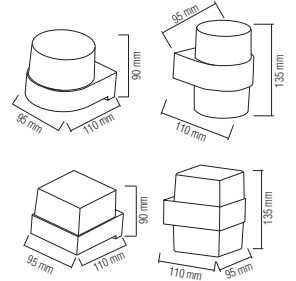
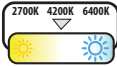




**KING**

- 85-265V / 50-60Hz
- 4200K
- Average Life: 30.000 Hrs

**BLACK**



KING-5/R	KING-10/R	KING-5/S	KING-10/S
076-082-0001	076-082-0002	076-082-0003	076-082-0004

Power	:	5 W	10 W	5 W	10 W
Luminous Flux	:	450 lm	900 lm	450 lm	900 lm



LED GARDEN LAMP



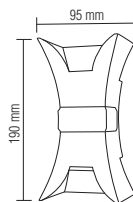

**VIPER**

- 85-265V / 50-60Hz
- 4200K
- 740 lm
- Average Life: 30.000 Hrs

**BLACK**

**WHITE**

076 086 0017



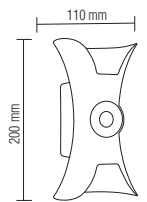
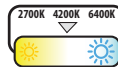
**SCADA**

- 85-265V / 50-60Hz
- 4200K
- 590 lm
- Average Life: 30.000 Hrs

**BLACK**

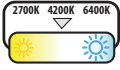
**WHITE**

076 074 0012



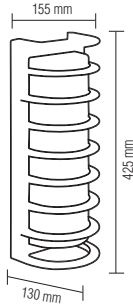
## LUXIA-G

076 078 0030



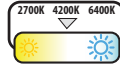
### BLACK

- 85-265V 50-60Hz
- 4200K
- 2700 lm
- Average Life:30.000 Hrs



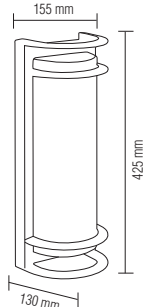
## LUXIA

076 079 0030



### BLACK


- 85-265V 50-60Hz
- 4200K
- 2700 lm
- Average Life:30.000 Hrs



LED GARDEN LAMP

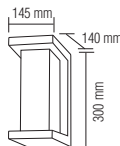
## MORENA

076 080 0020




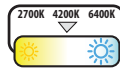
### BLACK

- 85-265V 50-60Hz
- 4200K
- 1800 lm
- Average Life:30.000 Hrs



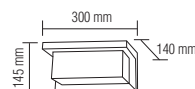
## PALACE

076 081 0020



### BLACK

- 85-265V 50-60Hz
- 4200K
- 1800 lm
- Average Life:30.000 Hrs





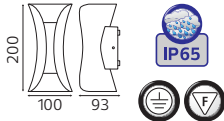
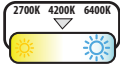
### MARVEL-10

- 85-265V / 50-60Hz
- 4200K
- 517 lm
- Average Life: 30.000 Hrs

BLACK

BLACK&GOLDEN

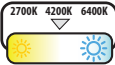
076 052 0010



### VECTOR

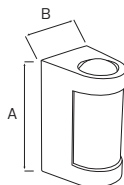
- 85-265V / 50-60Hz
- 4200K
- Average Life: 30.000 Hrs

BLACK



VECTOR-6	VECTOR-12
076-083-0006	076-083-0012

Power	: 6 W	12 W
Luminous Flux	: 350 lm	728 lm
Sizes (mm)	: A: 130 B: 70	A: 200 B: 80

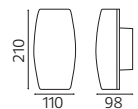
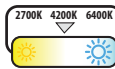


### OPERA-10

- 85-265V / 50-60Hz
- 4200K
- 844 lm
- Average Life: 30.000 Hrs

BLACK

076 057 0010




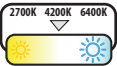


LED GARDEN LAMP

**IMPERIAL**

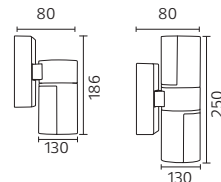
- 85-265V / 50-60Hz
- 4200K
- Average Life: 30.000 Hrs

**BLACK**



IMPERIAL-1	IMPERIAL-2
076-054-0007	076-054-0014

Power	: 7 W	2x7 W
Luminous Flux	: 630 lm	1260 lm
Lighting Direction	: Up	Up&Down





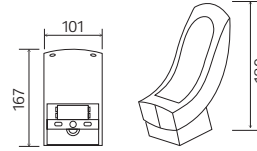
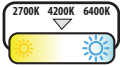
**HOROZ ELECTRIC**

# LED Garden Lamp

## SUPERB

- 85-265V / 50-60Hz
- 4200K
- 555 lm
- Average Life: 30.000 Hrs

076 040 0015



BLACK



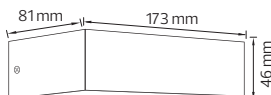

LED GARDEN LAMP

## ANDIZ

BLACK

WHITE

076 037 0009

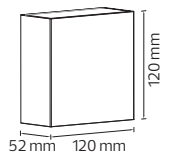



## SEKOYA

BLACK

WHITE

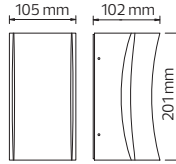
076 038 0004





**SAFARI**

075 020 0001



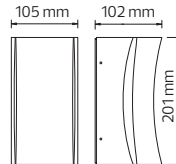
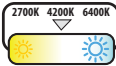
**BLACK**

- 220-240V / 50-60Hz
- Max. 2x10W LED
- Bulb not included
- Aluminium Body



**SERVI**


076 009 0012



**BLACK**

**WHITE**


- 100-240V / 50-60Hz
- 4200K
- 750 lm
- Average Life: 30.000 Hrs



GARDEN LAMP/LED GARDEN LAMP

**BLACK**

- 220-240V / 50-60Hz
- 4100K
- Average Life: 30.000 Hrs
- Aluminium Body



**SALKIM**

**ZAKKUM**

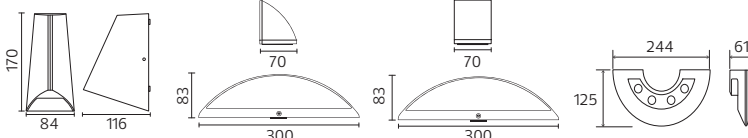
**MEŞE**

**ARDIÇ**



SALKIM	ZAKKUM	MEŞE	ARDIÇ
076-008-0006	076-005-0006	076-004-0012	076-003-0006

Power	: 6 W	: 6W	: 12 W	: 5.5 W
Luminous Flux	: 180 lm	: 330 lm	: 650 lm	: 245 lm
LED Type	: COB	: SMD	: SMD	: POWER
IP	: 44	: 54	: 54	: 54
Lighting Direction	: Up&Down	: Down	: Up&Down	: Down





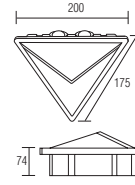
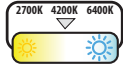
**HOROZ ELECTRIC**

# LED Garden Lamp

## DRAGON

- 100-265V / 50-60Hz
- 4200K
- 1125 lm
- Average Life: 30.000 Hrs

076 060 0015



WHITE

BLACK



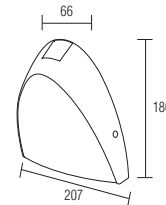
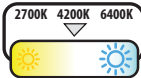
LED GARDEN LAMP



## SEGMENT

- 100-265V / 50-60Hz
- 4200K
- 1800 lm
- Average Life: 30.000 Hrs

076 059 0024



WHITE

BLACK

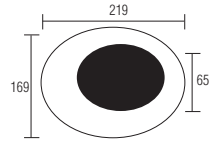
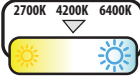




## CLEMENT

- 100-265V / 50-60Hz
- 4200K
- 1800 lm
- Average Life: 30.000 Hrs

076 062 0024



WHITE

BLACK

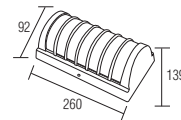
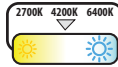


## SWEEP

BLACK

- 100-265V 50-60Hz
- 4200K
- 1800 lm
- Average Life: 30.000 Hrs

076 061 0024



## CRUZ

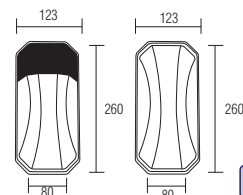
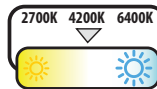
## TANGO

## BLADE

- 100-265V / 50-60Hz
- 4200K
- Average Life: 30.000 Hrs

WHITE

BLACK



	CRUZ	TANGO	BLADE
	076-063-0024	076-064-0024	076-065-0024
Power	24 W	24 W	24 W
Luminous Flux	1800 lm	1800 lm	1800 lm

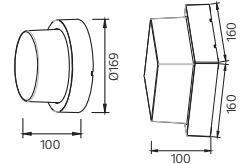
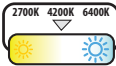


### SUGA

- 85-265V / 50-60Hz
- 12W
- 4200K
- Average Life: 30.000 Hrs



BLACK



SUGA-12/RO	SUGA-12/RC	SUGA-12/SO	SUGA-12/SC
076-021-0012	076-019-0012	076-022-0012	076-020-0012

Luminous Flux	: 1000 lm	700 lm	900 lm	650 lm
---------------	-----------	--------	--------	--------




LED GARDEN LAMP / LED HOUSE NUMBER LIGHT

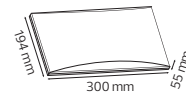


### ARENA

076 033 0010




- 100-240V / 50-60Hz
- 750 lm
- 4000K
- Works automatically at dark by photosensor detection.
- Number and letter stickers included (3x1...9, 2x0, 1xA,B,C,D)
- Average Life: 30.000 Hrs



### MAGMA-15

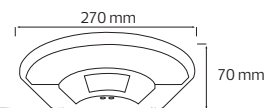
076 090 0015



WHITE

BLACK

- 170-265V 50-60Hz
- 4200K
- 1450 lm
- Time Delay: 10sec±3sec to 5min±1min (adjustable)
- Ambient Light: <3-2000LUX
- Average Life 25.000 Hrs

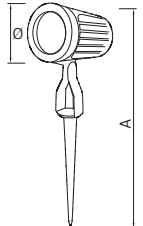




**OPTIC**

**BLACK**

- 85-265V / 50-60Hz
- AMBER/GREEN/6400K
- Average Life: 30.000 Hrs



	OPTIC-7L	OPTIC-12L	OPTIC-15L
	076-117-0007	076-117-0012	076-117-0015

Power	: 7W	12W	15W
Luminous Flux	: 490 lm	840 lm	1050 lm
Diameter (Ø)	: Ø 55	Ø 63	Ø 73
Sizes (mm)	: A: 268	A: 276	A: 286



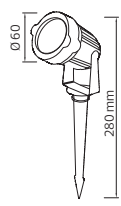
LED GARDEN LAMP / GARDEN LAMP

**OPTIC-X**

**BLACK**

- 220-240V / 50-60Hz
- Max.10W LED

075 021 0001

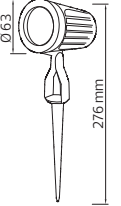


**OPTIC-G**

**BLACK**

- 220-240V / 50-60Hz
- Max.10W LED

075 022 0001

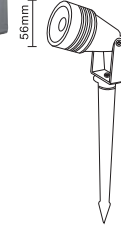


**OPTIC-GX**

**BLACK**

- 220-240V / 50-60Hz
- Max.10W LED

075 022 1001





### KEOPS 3 CCT

078 018 0002


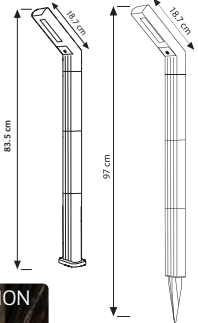
- Li-ION Battery 3.7V 1800mAh
- 3 CCT
- 80 lm
- Lighting Time: High 5 Hrs /Low 12 Hrs
- Charging Time: 6 Hrs
- Solar Panel 5V 1.7W
- Average Life: 30.000 Hrs



### CCT ADJUSTABLE



2 in 1




### QUEBEC 3 CCT

078 019 0002


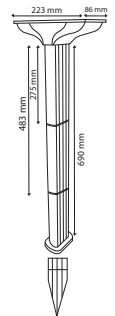
- Li-ION Battery 3.7V 1800mAh
- 3 CCT
- 80 lm
- Lighting Time: High 5 Hrs /Low 12 Hrs
- Charging Time: 6 Hrs
- Solar Panel 5V 2W
- Average Life: 30.000 Hrs



### CCT ADJUSTABLE



2 in 1



LED SOLAR WALL & GROUND LAMP

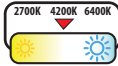


# HOROZ ELECTRIC

## LED Solar Wall & Ground Lamp / LED Solar Wall Lamp



### MOLECUL

- Li-ION Battery 3.7V 1200mAh
- 4200K
- Lighting Time: High 8 Hrs / Low 12 Hrs
- Charging Time: 6 Hrs
- Solar Panel : 5V 1.3W
- Average Life: 30.000 Hrs



### Seamless splicing

Snap-on construction, splicing  
Tightly fitted, visual integration without faults

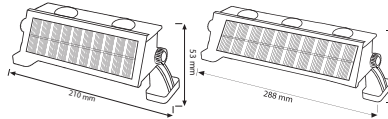


Snap-on connection



	MOLECUL-4	MOLECUL-6
	078-020-0004	078-020-0006

Power	:	4 W	6 W
Luminous Flux	:	40 lm	60 lm
Sizes (mm)	:	A: 210 B:53	A: 288 B:53



# HOROZ ELECTRIC

## LED Solar Wall & Ground Lamp LED Solar Wall Lamp LED Solar Lamp



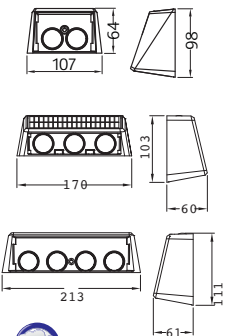


LED SOLAR WALL & GROUND LAMP / LED SOLAR WALL LAMP

### MALIBU 3 CCT

- 3 CCT
- Charging Time: 4-6 Hours
- Working Time > 12H



### CCT ADJUSTABLE



	MALIBU-4 3 CCT	MALIBU-6 3 CCT	MALIBU-8 3 CCT
	078-017-0004	078-017-0006	078-017-0008

Power	:	4 W	6 W	8 W
Luminous Flux	:	30 lm	50 lm	85 lm
Battery	:	3.2V 600mAh Lifepo4	3.2V 1200mAh Lifepo4	3.2V 1800mAh Lifepo4
Solar Power	:	4.5V/150mA	4.5V/400mA	4.5V/500mA

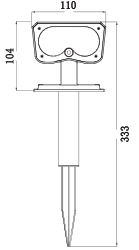
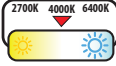




### OZMO

- Li-ION Battery 3.7V 1200mAh
- 4000K
- 200 lm
- Run Time: High 6 Hrs /Low 12 Hrs
- High Brightness : 200 lm
- LOW Brightness : 50 lm
- Solar Panel 5V 1W 200mAh
- Average Life: 25.000 Hrs

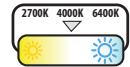
078 015 0003



### SIRIUS



- 4000K
- Solar Charging Time: 8-10 Hours
- Average Life: 50.000 Hrs

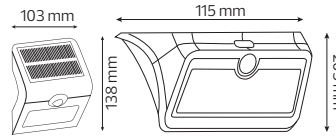


WITH PIR SENSOR




	SIRIUS-1	SIRIUS-2
	078-012-0001	078-012-0002

Power :	1W	2W
Luminous Flux :	140 lm (Strong) - 8 lm (Weak)	240 lm (Strong) - 12 lm (Weak)
Battery :	1.2V 1200 mAh Li-ion	3.7V 2200 mAh Li-ion
Back Light :	Yes (Blue)	No



- 6400K
- 1.5 lm
- Average Life: 100.000 Hrs



### VENÜS

### MARS

### NEPTUN

### PLUTON

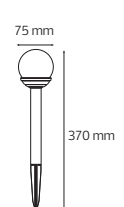
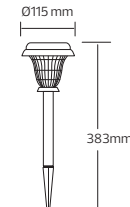
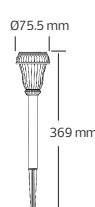
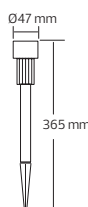
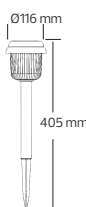
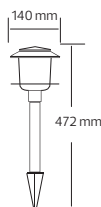
### HALLEY

### CRYSTAL



	VENÜS	MARS	NEPTUN	PLUTON	HALLEY	CRYSTAL
	078-001-0001	078-002-0001	078-004-0001	078-005-0001	078-006-0001	078-009-0001

Battery :	Ni-MH AA 200 mAh 1.2V	Ni-MH AA 200 mAh 1.2V	Ni-MH AA 100 mAh 1.2V	Ni-MH AA 100 mAh 1.2V	Ni-MH AA 100 mAh 1.2V	Ni-MH AA 100 mAh 1.2V
ON/OFF :	Yes	Yes	No	No	No	No





**HOROZ ELECTRIC**

# LED Recessed Sensor Lamp/ LED Inground & Recessed Lamp

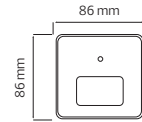

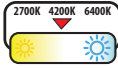
## DIAMOND

- 180-265V / 50-60Hz
- 70 lm
- 4200K
- Average Life: 30.000 Hrs

WHITE

BLACK

079 026 0001



**HOROZ ELECTRIC**

## LED Recessed Sensor Lamp LED Inground & Recessed Lamp Recessed Lamp



## ICON-R

079 031 0003



## ICON-S

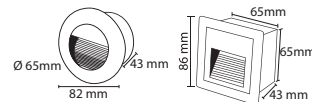
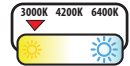
079 032 0003



WHITE

BLACK

- 100-265V / 50-60Hz
- 58 lm
- 3000K
- Average Life: 30.000 Hrs



## YOGA



YOGA-V1



YOGA-V2




YOGA-H1

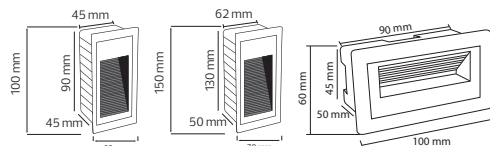
WHITE

BLACK

- 100-265V / 50-60Hz
- 58 lm
- 3000K
- Average Life: 30.000 Hrs



	YOGA-V1	YOGA-V2	YOGA-H1
Power	3 W	3 W	3 W
Luminous Flux	58 lm	58 lm	58 lm





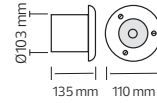
**AWAX**

079 030 0001



**MAT CHROME**

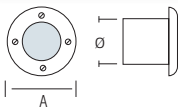
- 220-240V / 50-60Hz
- Max. 10W LED



**AZUR**

- 85-265V / 50-60Hz
- 4000K
- Average Life: 50.000 Hrs

**MAT CHROME**



	AZUR-1	AZUR-3	AZUR-6	AZUR-9	AZUR-18	AZUR-24
	079-029-0001	079-029-0003	079-029-0006	079-029-0009	079-029-0018	079-029-0024
Power :	1W	3W	6W	9W	18W	24W
Luminous Flux :	100 lm	300 lm	600 lm	900 lm	1800 lm	2400 lm
Cutting Diameter (mm) :	Ø50	Ø125	Ø105	Ø125	Ø165	Ø185
Sizes (mm) :	A: 65 B: 78	A: 80 B: 95	A: 120 B: 95	A: 150 B: 95	A: 180 B: 95	A: 200 B: 95

RECESSED LAMP / LED INGROUND & RECESSED LAMP





**HOROZ ELECTRIC**

# Waterproof Profile Neon LED



**HOROZ ELECTRIC**

Waterproof Profile Neon LED / Waterproof LED Strip  
RGB RF Controller / Socket Set / RGB Socket Set / LED Strip / LED Driver  
RGB LED Strip Kit / Waterproof LED String Light  
LED Module Strip / RGB Controller / RGB Amplifier / Touch Controller  
Aluminium Profile



WATERPROOF PROFILE NEON LED

## TUBOFLEX-R





### WATERPROOF

- 220-240V / 50-60Hz
- LED View Angle: 120°
- Average Life: 30.000 Hrs
- 5 sets / 50 m Roll

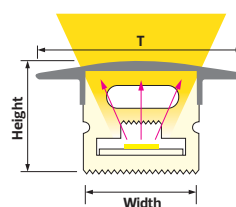


Can be cut each 10 centimeters



	TUBOFLEX-R1010	TUBOFLEX-R1610	TUBOFLEX-R2010
	081-035-1010	081-035-1610	081-035-2010
Power :	10W/m	12W/m	12W/m
LED :	120 pcs/m, 28x35	120 pcs/m, 28x35	120 pcs/m, 28x35
Luminous Flux :	860 lm/m	1020 lm/m	1040 lm/m
Width :	10 mm	16 mm	20 mm
Height :	10 mm	10 mm	10 mm
T :	15 mm	20 mm	26 mm
Length :	50 m Roll	50 m Roll	50 m Roll

## RECESSED PROFILE NEON LED



220-240V





WATERPROOF PROFILE NEON LED

## TUBOFLEX-S



**220-240V**




### WATERPROOF

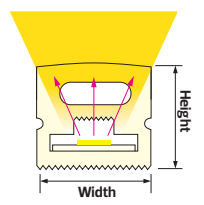


Can be cut each 10 centimeters

- 220-240V / 50-60Hz
- LED View Angle: 120°
- Average Life: 30.000 Hrs
- 5 sets / 50 m Roll



### SURFACE PROFILE NEON LED



	TUBOFLEX-S88	TUBOFLEX-S1010	TUBOFLEX-S1212	TUBOFLEX-S1616	TUBOFLEX-S2020
	081-034-0808	081-034-1010	081-034-1212	081-034-1616	081-034-2020
Power :	10W/m	10W/m	10W/m	12W/m	12W/m
LED :	120 pcs/m, 28x35	120 pcs/m, 28x35	120 pcs/m, 28x35	120 pcs/m, 28x35	120 pcs/m, 28x35
Luminous Flux :	850 lm/m	860 lm/m	870 lm/m	1020 lm/m	1040 lm/m
Width :	8 mm	10 mm	12 mm	16 mm	20 mm
Height :	8 mm	10 mm	12 mm	16 mm	20 mm
Length :	50 m Roll	50 m Roll	50 m Roll	50 m Roll	50 m Roll





### WATERPROOF

- 220-240V / 50-60Hz
- Average Life: 30.000 Hrs



**220-240V**



Can be cut each 1 meter

### NEOLED/SLIM



YELLOW



2700K



RED



4200K



GREEN



6400K



BLUE

### NEOLED




YELLOW



2700K




RED



4200K



GREEN



6400K



BLUE

### NEOLED/RGB



RGB



	NEOLED/SLIM	NEOLED	NEOLED/RGB
	081-010-0003	081-010-0001	081-010-0002
Power :	5,8 W/m	6 W/m	9 W/m
Luminous Flux :	465 lm/m	490 lm/m	-
LED :	120 pcs/m, 28x35	120 pcs/m, 28x35	72 pcs/m, 50x50
Socket Sets :	5 sets/100 m Roll	5 sets/100 m Roll	3 sets/50 m Roll
Width :	7 mm	15 mm	10 mm
Height :	15 mm	15 mm	20 mm



## NEOFLEX



081 033 0001

- 240V
- Average Life: 30.000 Hrs

**220-240V**

Easy Connector



240LED / m



NEOFLEX

081-033-0001

Power :	10 W/m
Luminous Flux :	50000 lm / 164ft.
LED :	240 pcs/m, 28x35, Single Chips, Single Row
Socket Sets :	5 sets/50 m Roll
Width :	12 mm
Height :	7 mm



Can be cut each 10 centimeters



WATERPROOF NEON LED STRIP





### WATERPROOF

- 220-240V / 50-60Hz
- Average Life: 30.000 Hrs




Easy Connector

120LED / m

TUNA

TUNA/RGB



Can be cut each 10 cm



220-240V



	TUNA	TUNA/RGB
	081-036-0001	081-036-0002
Power :	8W/m	8W/m
Luminous Flux :	700 lm/m	-
LED :	120 pcs/m, 28x35	120 pcs/m, 35x35
Socket Sets :	5 Sets / 50m Roll	5 Sets / 50m Roll
Width :	8 mm	10 mm
Height :	3 mm	4 mm

WATERPROOF LED STRIP

TUNA 3 CCT



081 036 1001

- 220-240V / 50-60Hz
- 9W/m
- 700 lm/m
- 28X35 SMD LED
- 50m Roll
- Average Life:30.000 Hrs

220-240v



Easy Connector

120LED / m

CCT ADJUSTABLE





# HOROSZ ELECTRIC

## Waterproof LED Strip

### WATERPROOF

- 220-240V / 50-60Hz
- Average Life: 30.000 Hrs



Easy Connector

240LED / m

SAVA

SAVA/RGB



Can be cut each 10 cm



	SAVA	SAVA/RGB
	081-037-0001	081-037-0002
Power :	11W/m	11W/m
Luminous Flux :	1020 lm/m	-
LED :	240 pcs/m, 28x35	240 pcs/m, 35x35
Socket Sets :	5 sets/50 m Roll	5 sets/50 m Roll
Width :	10 mm	12 mm
Height :	3 mm	4 mm



220-240V

### SAVA 3 CCT



220-240V

Easy Connector

240LED / m

081 037 1001

- 220-240V / 50-60Hz
- 11W/m
- 1020 lm/m
- 28X35 SMD LED
- 50m Roll
- Average Life:30.000 Hrs



### CCT ADJUSTABLE



Can be cut each 10 cm





### WATERPROOF

- 220-240V / 50-60Hz
- Average Life: 30.000 Hrs



**220-240V**

Easy Connector

360LED / m



WATERPROOF LED STRIP

**DNIPRO**

**DNIPRO/RGB**



Can be cut each 10 cm



	DNIPRO	DNIPRO/RGB
	081-038-0001	081-038-0002
Power :	20W/m	20W/m
Luminous Flux :	1900lm/m	-
LED :	360 pcs/m, 28x35	360 pcs/m, 35x35
Socket Sets :	5 sets/50 m Roll	5 sets/50 m Roll
Width :	12 mm	14 mm
Height :	1 mm	2 mm



# HOROZ ELECTRIC LED Strip

- 220-240V / 50-60Hz
- Average Life: 30.000 Hrs

**220-240V**



## FIRAT

## FIRAT/RGB



CAN BE USED WITH ALUMINIUM PROFILE

Easy Connector

120LED / m



FIRAT	
081-040-0001	
Power :	9 W/m
Luminous Flux :	760 lm/m
LED :	120 pcs/m, 28x35
Socket Sets :	5sets/20m Roll
Width :	8 mm

FIRAT/RGB	
081-040-0002	
Power :	9 W/m
Luminous Flux :	-
LED :	120 pcs/m, 35x35
Socket Sets :	5sets/20m Roll
Width :	10 mm



Can be cut each 10 cm



LED STRIP




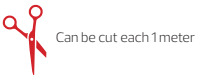


### WATERPROOF

- 220-240V / 50-60Hz
- LED View Angle: 120°
- Average Life: 30.000 Hrs



**220-240V**



**VOLGA**












**VOLGA / RGB**

**COLORADO**

**COLORADO / RGB**

**GANJ**

**GANJ / RGB**



	<b>VOLGA</b>	<b>VOLGA / RGB</b>	<b>COLORADO</b>	<b>COLORADO / RGB</b>	<b>GANJ</b>	<b>GANJ / RGB</b>
	081-004-0001	081-004-0002	081-006-0001	081-006-0002	081-009-0001	081-009-0002

<b>Power</b> :	3 W/m	5 W/m	3.9 W/m	7 W/m	6.3 W/m	8 W/m
<b>Luminous Flux</b> :	235 lm/m	-	290 lm/m	-	520 lm/m	-
<b>LED</b> :	60 pcs/m, 50x50, Three Chips, Single Row	60 pcs/m, 50x50, Three Chips, Single Row	156 pcs/m, 28x35, Single Chip, Double Row	108 pcs/m, 28x35, Single Chip, Double Row	180 pcs/m, 28x35, Single Chip, Triple Row	180 pcs/m, 28x35, Single Chip, Triple Row
<b>Socket Sets</b> :	5 sets/50 m Roll	3 sets/50 m Roll	5 sets/50 m Roll	3 sets/50 m Roll	5 sets/50 m Roll	3 sets/50 m Roll
<b>Width</b> :	12.7 mm	14.8 mm	12.5 mm	16.5 mm	16.2 mm	16.5 mm
<b>Height</b> :	6 mm	6.8 mm	6 mm	6.8 mm	6.2 mm	6.8 mm



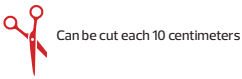

### NEVA



081 026 0001

- 220V
- Average Life: 30.000 Hrs

**220-240V**



**NEVA**  
081-026-0001

Power	: 10 W/m
Luminous Flux	: 50000 lm / 164ft.
LED	: 240 pcs/m, 28x35, Single Chips, Single Row
Socket Sets	: 5 sets/100 m Roll
Width	: 11.3 mm
Height	: 10 mm



WATERPROOF LED STRIP

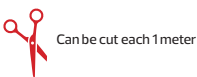
### AVON



081 025 0001

- 220-240V
- Average Life: 30.000 Hrs

**220-240V**



**AVON**  
081-025-0001

Power	: 13 W/m
Luminous Flux	: 1300lm/m 164ft.
LED	: 240 pcs/m, 28x35, Single Chips, Single Row
Socket Sets	: 5 sets/50 m Roll
Diameter Ø	: 14 mm



### RGB RF CONTROLLER

220V / 50-60Hz



VOLGA RGB RF1	COLORADO & GANJ RGB RF1	NEOLED RGB RF1
081-004-0013	081-006-0013	081-010-0013
10 mm	12 mm	10 mm
3x1A, For Max.750W		

VOLGA RGB RF2	COLORADO & GANJ RGB RF2	NEOLED RGB RF2
081-004-0014	081-006-0014	081-010-0014
10 mm	12 mm	10 mm
3x3A, For Max.1500W		



### SOCKET SET

- 1 pcs 6A Socket (220V-)
- 1 pcs Connector
- 1 pcs Middle Plug
- 1 pcs End Cap
- 5 pcs Silicon Clips



- 1 pcs Socket (220V-)
- 1 pcs End Cap
- 5 pcs Silicon Clips



- 1 pcs 8A Socket (220V-)
- 1 pcs End Cap
- 5 pcs Silicon Clips



- 1 pcs 8A Socket (220V-)
- 1 pcs Connector
- 1 pcs Middle Plug
- 1 pcs End Cap
- 5 pcs Silicon Clips



VOLGA SOCKET	COLORADO SOCKET	GANJ SOCKET	NEOLED SOCKET	NEOLED / SLIM SOCKET
081-004-0011	081-006-0011	081-009-0011	081-010-0011	081-010-0015
8 mm	10 mm	12 mm	6 mm	5 mm

NEVA SOCKET
081-026-9001
8 mm

NEOFLEX SOCKET
081-033-9001
5 mm

AVON SOCKET
081-026-0011
8 mm



### RGB SOCKET SET

- 1 pcs 6A 8 Function Socket (220V-)
- 1 pcs Connector
- 1 pcs Middle Plug
- 1 pcs End Cap
- 5 pcs Silicon Clips




VOLGA RGB SOCKET	COLORADO RGB SOCKET	GANJ RGB SOCKET	NEOLED RGB SOCKET
081-004-0012	081-006-0012	081-009-0012	081-010-0012
10 mm	12 mm	12 mm	10 mm



### TUBOFLEX SOCKET SET

- 1 pcs Socket (220V-)
- 1 pcs End Cap
- 5 pcs Aluminium Clips



Silicone light strip cutting port contacts and connectors corresponding



With Installation Screws and Accessories

TUBOFLEX-R1010 SOCKET	TUBOFLEX-R1610 SOCKET	TUBOFLEX-R2010 SOCKET
081-035-9001	081-035-9002	081-035-9003
10x10 mm	16x10 mm	20x10 mm

TUBOFLEX-S88 SOCKET	TUBOFLEX-S1010 SOCKET	TUBOFLEX-S1212 SOCKET	TUBOFLEX-S1616 SOCKET	TUBOFLEX-S2020 SOCKET
081-034-9001	081-034-9002	081-034-9003	081-034-9004	081-034-9005
8x8 mm	10x10 mm	12x12 mm	16x16 mm	20x20 mm



### TUBOFLEX CLIPS

■ 100 pcs Aluminium Clips



TUBOFLEX R-1010 CLIPS	TUBOFLEX R-1610 CLIPS	TUBOFLEX-R2010 CLIPS	TUBOFLEX-S88 CLIPS	TUBOFLEX-S1010 CLIPS	TUBOFLEX-S1212 CLIPS	TUBOFLEX-S1616 CLIPS	TUBOFLEX-S2020 CLIPS
081-035-5001	081-035-5002	081-035-5003	081-034-5001	081-034-5002	081-034-5003	081-034-5004	081-034-5005
10x10 mm	16x10 mm	20x10 mm	8x8 mm	10x10 mm	12x12 mm	16x16 mm	20x20 mm

### RGB RF CONTROLLER

■ 220V / 50-60Hz



### 3 CCT RF CONTROLLER



TUNA RGB RF	SAVA RGB RF	DNIPRO RGB RF	FIRAT RGB RF	TUNA 3 CCT RF	SAVA 3 CCT RF
081-036-0013	081-037-0013	081-038-0013	081-040-0013	081-036-1012	081-037-1012
10 mm	12 mm	15 mm	12 mm	8 mm	10 mm

3x3A, For Max.1500W



### SOCKET SET

- 1 pcs Socket (220V-)
- 1 pcs Connector
- 1 pcs End Cap
- 5 pcs Silicon Clips



### RGB SOCKET SET

- 1 pcs Socket (220V-)
- 1 pcs Connector
- 1 pcs End Cap
- 5 pcs Silicon Clips



TUNA SOCKET	SAVA SOCKET	DNIPRO SOCKET	TUNA RGB SOCKET	SAVA RGB SOCKET	DNIPRO RGB SOCKET
081-036-0011	081-037-0011	081-038-0011	081-036-0012	081-037-0012	081-038-0012
8 mm	10 mm	12 mm	10 mm	12 mm	14 mm



### 3 CCT SOCKET SET

- 1 pcs End Cap
- 5 pcs Silicon Clips
- 1 pcs Socket (220V-)



TUNA 3 CCT SOCKET	SAVA 3 CCT SOCKET
081-036-1011	081-037-1011
8 mm	10 mm





### LED STRIP CONNECTOR

- 220V / 50-60Hz
- 10 pcs Connector



TUNA I CONNECTOR	SAVA I CONNECTOR	DNIPRO I CONNECTOR	TUNA L CONNECTOR	SAVA L CONNECTOR	DNIPRO L CONNECTOR
081-036-0014	081-037-0014	081-038-0014	081-036-0015	081-037-0015	081-038-0015
8 mm	10 mm	15 mm	8 mm	10 mm	15 mm



CONNECTOR/RGB CONNECTOR

### LED STRIP CONNECTOR

- 220V/12-24V
- 10 pcs Connector



FIRAT&KARASU CONNECTOR	FIRAT&KARASU L CONNECTOR	FIRAT&KARASU I CONNECTOR	FIRAT&KARASU CORNER CONNECTOR	FIRAT&KARASU MIDDLE CONNECTOR	FIRAT&KARASU RGB CONNECTOR	FIRAT&KARASU RGB MIDDLE CONNECTOR
081-039-0011	081-039-0012	081-039-0013	081-039-0014	081-039-0015	081-039-0016	081-039-0017



**COLUMBIA-24**




081 019 0002

- 24V DC
- Average Life: 30.000 Hrs
- 10W/m
- 960 lm/m
- 5m Roll
- 8mm Width
- LED: 320 LED/m



**24V DC**



Can be cut each 5 centimeters

**CANTON-24**



**24V DC**

081 020 0002

- 24V DC
- 18W/m
- 2000 lm/m
- LED: 240 pcs/m, 28x35, Single Chip
- 5m Roll
- 15mm Width
- 3000K/6400K
- Average Life: 30.000 Hrs



Can be cut each 5 centimeters



**SWAN**



Can be cut each 2.5 centimeters

**24V DC**

- 12V/24V DC
- Average Life: 30.000 Hrs



**12V DC**

**SWAN-12/RGB**

**240LED / m**



081 021 0003

**12V DC**

- 12V DC
- 16W/m
- 1400lm/m
- LED: 240 pcs/m, 35x35, Single Chip
- 5m Roll
- Average Life: 30.000 Hrs

Can be cut each 5 centimeters



	SWAN-12	SWAN-24
	081-021-0001	081-021-0002

Power :	16W/m	18W/m
LED :	240 pcs / m, 28x35, Single Chip/5m Roll	240 pcs/m, 28x35, Single Chip/5m Roll
Luminous Flux :	1400 lm / m	2000 lm/m
Lenght :	10mm Width	10mm Width
Colors :	3000K/4200K/6400K GREEN/RED/BLUE	3000K/6400K



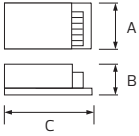


## VESPA/24

- Input Voltage: AC 85-265V / 50-60Hz
- Output Voltage: DC 24V

EASY CONNECTOR

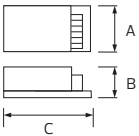
SLIM CASE



	VESPA-12/24	VESPA-36/24	VESPA-60/24	VESPA-100/24	VESPA-150/24	VESPA-200/24	VESPA-300/24	VESPA-400/24
	082-007-0012	082-007-0036	082-007-0060	082-007-0100	082-007-0150	082-007-0200	082-007-0300	082-007-0400
Output Power	12 W	36 W	60 W	100 W	150 W	200 W	300 W	400 W
Output Current	0.5A	1.5A	2.5A	4.1A	6.25 A	8.3A	12.5A	17A
Canton-24/Swan-24 LED Strip	0.7m	2m	3.5m	5.5m	8.3m	11.1m	16.7m	22m
Size (mm)	A: 35 B: 23 C: 105	A: 35 B: 21.5 C: 124	A: 50 B: 31 C: 115	A: 50 B: 31 C: 145	A: 50 B: 31 C: 185	A: 50 B: 31 C: 185	A: 60 B: 31 C: 190	A: 60 B: 31 C: 224

## VEGA/24

- Input Voltage: AC 176-264V / 50-60Hz
- Output Voltage: DC 24V



SLIM CASE



	VEGA-60/24	VEGA-100/24	VEGA-150/24	VEGA-200/24	VEGA-300/24	VEGA-400/24
	082-003-0060	082-003-0100	082-003-0150	082-003-0200	082-003-0300	082-003-0400
Output Power	60 W	100 W	150 W	200 W	300 W	400 W
Output Current	2.5A	4.1A	6.25A	8.3A	12.5A	12.5A
CANTON-24/SWAN-24 LED Strip	3.5m	5.5m	8.3m	11.1m	16.7m	16m
Sizes (mm)	A: 40 B: 30 C: 70	A: 57 B: 34 C: 85	A: 40 B: 32 C: 160	A: 46 B: 35 C: 188	A: 46 B: 35 C: 188	A: 46 B: 35 C: 188



### MONSTER

24V DC

- 220-240V / 24V (with adapter)
- RGB
- 8W/m
- 420pcs/m

Can be cut each 10 centimeters



RGB LED STRIP KIT / RGB NEON LED STRIP KIT

### DIGITAL



- 220V / 12V-24V (With Adapter)
- RGB
- Average Life: 25.000 Hrs

SYNCHRONOUS WITH ENVIRONMENT VOICES/HUMAN VOICES



12V DC

24V DC



DIGITAL-5	DIGITAL-10
081-030-0001	081-030-0002



Power :	10W/m	10W/m
LED :	60 pcs/m, 50x50, Three Chips, Single Row	60 pcs/m, 50x50, Three Chips, Single Row
Sets Included :	1 Adapter, 1 Remote Controller 1 RGB Controller	1 Adapter, 1 Remote Controller 1 RGB Controller
Length :	5 m	10 m
Cut Distance :	50 mm	100 mm
Size :	6x16 mm	6x16 mm

### VICTORY



- 220V / 12V-24V (With Adapter)
- RGB
- Average Life: 25.000 Hrs



12V DC

24V DC



VICTORY-5	VICTORY-10
081-028-0001	081-028-0002

Power :	10W/m	10W/m
LED :	60 pcs/m, 50x50, Three Chips, Single Row	60 pcs/m, 50x50, Three Chips, Single Row
Sets Included :	1 Adapter, 1 Remote Controller 1 RGB Controller	1 Adapter, 1 Remote Controller 1 RGB Controller
Length :	5 m	10 m
Cut Distance :	50 mm	100 mm
Size :	2x10 mm	2x10 mm





Indoor and Outdoor LED Strip Lights used



RGB NEON LED STRIP KIT

**CAPITAL**

- 220V/5V (With Adapter)
- RGB
- Average Life: 30,000 Hrs

**5VDC**



Can be cut each 3 centimeters




SYNCHRONOUS WITH ENVIRONMENT VOICES/HUMAN VOICES



	CAPITAL-5	CAPITAL-10
	081-032-0001	081-032-0002

Power :	5W/m	6w/m
LED :	30 pcs/m 39x39 SMD LED	30 pcs/m 39x39 SMD LED
Sets Included :	1 Adapter, 1 Remote Controller 1 USB Controller	1 Adapter, 1 Remote Controller 1 USB Controller
Cut Distance :	30 mm	30 mm
Size :	7x15 mm	7x15 mm





## FAIRY



**5V DC**



Each LED can be cut

### WATERPROOF

- Average Life: 30.000 Hrs
- 100-240VAC/5VDC with adaptor
- LED View Angle: 180°



**AMBER**



**7000K**



	FAIRY-10	FAIRY-20	FAIRY-40
	080-002-0010	080-002-0020	080-002-0040
Power :	2W	2W	2.5W
LED :	10 pcs/m, 28x35	10 pcs/m, 28x35	10 pcs/m, 28x35
Sets Included :	1 Adapter, 1 Remote Controller 1 USB Controller	1 Adapter, 1 Remote Controller 1 USB Controller	1 Adapter, 1 Remote Controller 1 USB Controller
Length :	10 m	20 m	40 m



**DIMMABLE**



WATERPROOF LED STRING LIGHT

## FAIRY/RGB

### WATERPROOF

- 100-240VAC/5VDC with adaptor
- Average Life: 30.000 Hrs
- LED View Angle: 180°

**5V DC**



Each LED can be cut



	FAIRY-10 RGB	FAIRY-20 RGB
	080-003-0010	080-003-0020
Power :	5W	3.5W
LED :	10 pcs/m, 39x39	10 pcs/m, 40X35
Sets Included :	1 Adapter, 1 Remote Controller 1 USB Controller	1 Adapter, 1 Remote Controller 1 USB Controller
Length :	10 m	20 m



**RGB**





### NEOLED SLIM 12V



081 010 0033

Average Life: 30.000 Hrs

**12V DC**



NEOLED SLIM 12V

081-010-0033

Power	: 8 W/m
Luminous Flux	: 42500lm/164ft.
LED	: 120 pcs/m, 28x35, Single Chips, Single Row
Length	: 5m
Width	: 11.3 mm
Height	: 5 mm



Can be cut each 2.5 centimeters



WATERPROOF NEON LED STRIP




Average Life: 30.000 Hrs



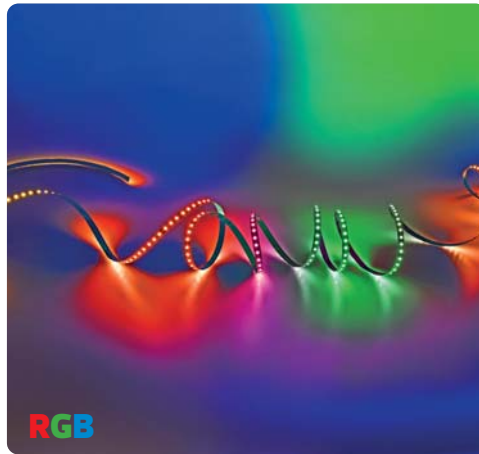

**120LED / m**

**12V DC**



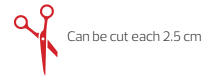
**KARASU-12**

**KARASU-12/RGB**



LED STRIP

	KARASU-12 081-039-0001	KARASU-12/RGB 081-039-0002
Power :	9 W/m	9 W/m
Luminous Flux :	840 lm/m	-
LED :	120 pcs/m, 28x35	120 pcs/m, 35x35
Width :	8 mm	10 mm



**KARASU-12/3 CCT**



081 039 1001

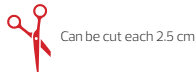

- 220-240V / 50-60Hz
- 9W/m
- 900 lm/m
- 28X35 SMD LED
- Average Life:30.000 Hrs

**120LED / m**

**12V DC**



**CCT ADJUSTABLE**





### REN REN/RGB



### THAMES THAMES/RGB



3 LEDs make a group and each group can be cut or extended in terms of the length of application

#### WATERPROOF

- Average Life: 30.000 Hrs
- LED View Angle: 120°
- PCB Color: White
- With 3M self-adhesive backing for easy installation



#### 12V DC



	REN	REN/RGB	THAMES	THAMES/RGB
	081-001-0001	081-001-0002	081-003-0001	081-003-0002
Power :	24 W/5 m Roll	24 W/5 m Roll	72 W/5 m Roll	72 W/5 m Roll
Current :	2A/5 m Roll	2A/5 m Roll	6A/5 m Roll	6A/5 m Roll
Luminous Flux :	4.8 lm/LED	4.8 lm/LED	24.7 lm/LED	24.7 lm/LED
LED :	60 pcs/m, 28x35, Single Chip	60 pcs/m, 28x35, Single Chip	60 pcs/m, 50x50, Three Chips	60 pcs/m, 50x50, Three Chips



### NİL NİL/RGB



### AMAZON AMAZON/RGB



3 LEDs make a group and each group can be cut or extended in terms of the length of application

- Average Life: 30.000 Hrs
- LED View Angle: 120°
- PCB Color: White
- With 3M self-adhesive backing for easy installation



#### 12V DC



	NİL	NİL/RGB	AMAZON	AMAZON/RGB
	081-002-0001	081-002-0002	081-005-0001	081-005-0002
Power :	24 W/5 m Roll	24 W/5 m Roll	72 W/5 m Roll	72 W/5 m Roll
Current :	2A/5 m Roll	2A/5 m Roll	6A/5 m Roll	6A/5 m Roll
Luminous Flux :	4.8 lm/LED	4.8 lm/LED	24.7 lm/LED	24.7 lm/LED
LED :	60 pcs/m, 28x35, Single Chip	60 pcs/m, 28x35, Single Chip	60 pcs/m, 50x50, Three Chips	60 pcs/m, 50x50, Three Chips



### NELSON 081 024 0001

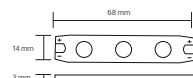


#### 12V DC

#### WATERPROOF

- Average Life: 50.000 Hrs
- 110 lm
- LED View Angle: 160°
- 8.5 gr/module
- 1set: 20 module

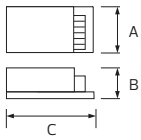
### NELSON/RGB 081 024 0002





**VESPA**

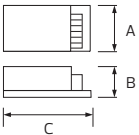
- Input Voltage: AC85-265V / 50-60Hz
- Output Voltage: DC 12V



	VESPA-12	VESPA-36	VESPA-60	VESPA-100	VESPA-150	VESPA-200	VESPA-300	VESPA-400
	082-004-0012	082-004-0036	082-004-0060	082-004-0100	082-004-0150	082-004-0200	082-004-0300	082-004-0400
Output Power :	12 W	36 W	60 W	100 W	150 W	200 W	300 W	400 W
Output Current :	1A	3A	5A	8.5A	12A	17A	25A	33A
28x35 SMD LED Strip :	3m	9m	15m	25m	37.5m	50m	75m	100m
50x50 SMD LED Strip :	2m	6m	10m	16.5m	25m	33.3m	50m	66.5m
Size (mm) :	A: 35 B: 23 C: 105	A: 35 B: 21.5 C: 124	A: 50 B: 31 C: 115	A: 50 B: 31 C: 145	A: 50 B: 31 C: 185	A: 50 B: 31 C: 185	A: 60 B: 31 C: 190	A: 60 B: 31 C: 224

**VEGA**

- Input Voltage: AC 176-264V / 50-60Hz
- Output Voltage: DC 12V



	VEGA-60	VEGA-100	VEGA-150	VEGA-200	VEGA-300	VEGA-400
	082-001-0060	082-001-0100	082-001-0150	082-001-0200	082-001-0300	082-001-0400
Output Power :	60 W	100 W	150 W	200 W	300 W	400 W
Output Current :	5A	8.5A	12A	17A	20.8A	30A
28x35 SMD LED Strip :	10m	20m	30m	40m	50m	70m
50x50 SMD LED Strip :	4m	6.5m	10m	13m	17m	24m
Size (mm) :	A: 40 B: 32 C: 160	A: 46 B: 35 C: 188	A: 46 B: 35 C: 188	A: 46 B: 35 C: 188	A: 68 B: 42 C: 225	A: 68 B: 42 C: 225



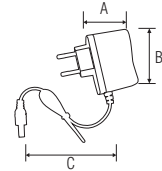
### VITA

- Input Voltage: AC 100-240V / 50-60Hz
- Output Voltage: DC 12V



VITA-10	VITA-25	VITA-36	VITA-60
082-006-0001	082-006-0002	082-006-0003	082-006-0005

Power :	10W	25W	36W	60W
Output Current:	1A	2A	3A	5A
Sizes :	A: 29 B: 73 C: 90	A: 32 B: 80 C: 93	A: 41 B: 65 C: 90	A: 47 B: 67 C: 105



### VIPA

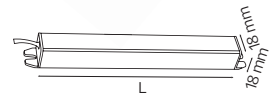
- Input Voltage: AC 176-264V / 50-60Hz
- Output Voltage: DC 12V



### ULTRA SLIM CASE

VIPA-12	VIPA-24	VIPA-36	VIPA-48	VIPA-60	VIPA-72
082-002-0012	082-002-0024	082-002-0036	082-002-0048	082-002-0060	082-002-0072

Output Power :	12 W	24 W	36 W	48 W	60 W	72 W
Output Current :	1A	2A	3A	4A	5A	6A
28x35 SMD LED Strip :	3m	5m	7m	8m	11m	14m
50x50 SMD LED Strip :	1m	1.5m	2m	3m	4m	5m
Length (mm) :	L: 120	L: 160	L: 220	L: 280	L: 310	L: 320



### VESTA

- Input Voltage: AC 176-264V / 50-60Hz
- Output Voltage: DC 12V



### WATERPROOF

VESTA-18	VESTA-25	VESTA-45	VESTA-60	VESTA-100	VESTA-150	VESTA-200
083-001-0018	083-001-0025	083-001-0045	083-001-0060	083-001-0100	083-001-0150	083-001-0200

Output Power :	18 W	25 W	45 W	60 W	100 W	150 W	200 W
Output Current :	1.5 A	2A	3.75 A	5A	8.5 A	12.5A	17A
Protection Class :	II	II	II	II	I	I	I
28x35 SMD LED Strip :	3.5m	5m	8m	12m	20m	30m	40m
50x50 SMD LED Strip :	1.2m	1.7m	2.5m	4m	6.5m	10m	13m
1.5W LED Module Strip :	12	16	30	40	66	100	133
Size (mm)	A: 186 B: 20 C: 20	A: 186 B: 20 C: 20	A: 307 B: 20 C: 20	A: 307 B: 20 C: 20	A: 220 B: 51 C: 32	A: 230 B: 65 C: 32	A: 252 B: 70 C: 45

### SLIM CASE



**HOROZ****ELECTRIC**

# RGB Controller / RGB Amplifier / Touch Controller

## CONTROLLER

KARASU-SWAN-12 CONTROLLER 6A	KARASU CCT CONTROLLER 6A
100-005-0001	100-006-0001

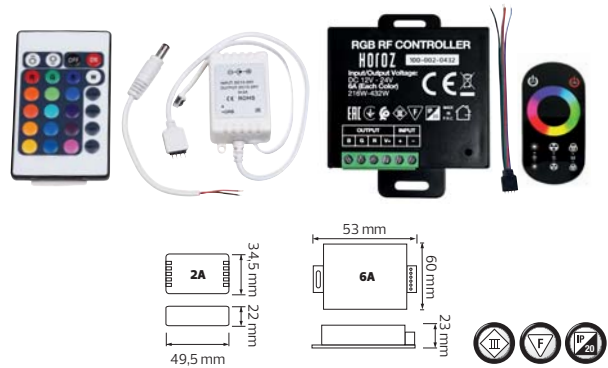
Output Power	: 216 W-432W	216 W-432 W
Output Current	: 6A/Each Color	6A/Each Color
Input Voltage	: DC 12V-DC 24V	DC 12V-DC 24V
Output Voltage	: DC 12V-DC 24V	DC 12V-DC 24V
35x28 RGB LED Strip	: 15 Meters with 60 Leds/Meter	45 Meters with 60 Leds/Meter
50x50 RGB LED Strip	: 5 Meters with 60 Leds/Meter	15 Meters with 60 Leds/Meter
Type	: IR	RF



## RGB CONTROLLER

RGB Controller 2A	RGB Controller 6A
100-001-0072	100-002-0432

Output Power	: 72 W	216 W-432 W
Output Current	: 2A/Each Color	6A/Each Color
Input Voltage	: DC 12V-DC 24V	DC 12V-DC 24V
Output Voltage	: DC 12V-DC 24V	DC 12V-DC 24V
35x28 RGB LED Strip	: 15 Meters with 60 Leds/Meter	45 Meters with 60 Leds/Meter
50x50 RGB LED Strip	: 5 Meters with 60 Leds/Meter	15 Meters with 60 Leds/Meter
Type	: IR	RF




## AMPLIFIER

- Input Voltage: DC 12V - 24V
- Output Voltage: DC 12V - 24V

AMPLIFIER-12A	AMPLIFIER-30A
101-001-0144	101-001-0360

Output Power	: 144 W	360 W
Output Current	: 4A/Each Color	10A/Each Color
35x28 RGB LED Strip	: 30 Meters with 60 Leds/Meter	75 Meters with 60 Leds/Meter
50x50 RGB LED Strip	: 10 Meters with 60 Leds/Meter	25 Meters with 60 Leds/Meter



## TOUCH

- Input Voltage: DC 12V - 24V
- Output Voltage: DC 12V - 24V
- 20s OFF delay
- Brightness %1-%100
- 2 Brightness can be saved

TOUCH	TOUCH-RGB
100-003-0288	100-004-0288

Color	: Single	16 million
Output Power	: 144-288W	144-288W
Output Current	: 4Ax3 Channel	4A/Each Color
35x28 LED Strips	: 30 Meters with 60 Leds/Meter	30 Meters with 60 Leds/Meter
50x50 LED Strips	: 10 Meters with 60 Leds/Meter	10 Meters with 60 Leds/Meter
Function	: 5	12

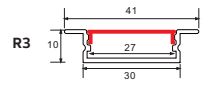
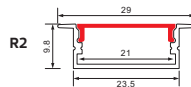
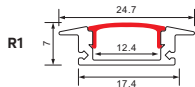






## PROFILE

## RECESSED TYPE

0.7mm

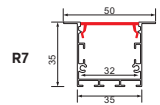
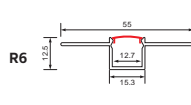
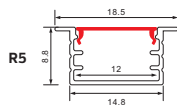





	PROFILE-R1	PROFILE-R1	PROFILE-BR1	PROFILE-R2	PROFILE-R2	PROFILE-BR2	PROFILE-R3	PROFILE-R3	PROFILE-BR3
	120-001-1001	120-001-0001	120-001-0011	120-001-1002	120-001-0002	120-001-0012	120-001-1003	120-001-0003	120-001-0013
Lenght	: 2 M	3 M	3 M	2 M	3 M	3 M	2 M	3 M	3 M
Body Color	: SILVER/BLACK	SILVER/BLACK	BLACK	SILVER/BLACK	SILVER/BLACK	BLACK	SILVER/BLACK	SILVER/BLACK	BLACK

## PROFILE

## RECESSED TYPE

0.7mm



	PROFILE-R5	PROFILE-R5	PROFILE-BR5	PROFILE-R6	PROFILE-R6	PROFILE-BR6	PROFILE-R7	PROFILE-R7	PROFILE-BR7
	120-001-1005	120-001-0005	120-001-0015	120-001-1006	120-001-0006	120-001-0016	120-001-1007	120-001-0007	120-001-0017
Lenght	: 2 M	3 M	3 M	2 M	3 M	3 M	2 M	3 M	3 M
Body Color	: SILVER/BLACK	SILVER/BLACK	BLACK	SILVER/BLACK	SILVER/BLACK	BLACK	SILVER/BLACK	SILVER/BLACK	BLACK



## PROFILE

## SURFACE TYPE

0.7mm



S1 SILVER

S1 BLACK



S2 BLACK

S2 SILVER



S3 SILVER

S3 BLACK



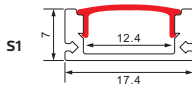
S1 BLACK COVER (BS1)



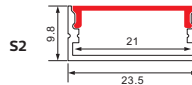
S2 BLACK COVER (BS2)



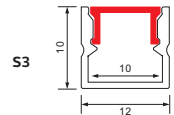
S3 BLACK COVER (BS3)



S1



S2



S3

	PROFILE-S1	PROFILE-S1	PROFILE-BS1	PROFILE-S2	PROFILE-S2	PROFILE-BS2	PROFILE-S3	PROFILE-S3	PROFILE-BS3
	120-002-1001	120-002-0001	120-002-0011	120-002-1002	120-002-0002	120-002-0012	120-002-1003	120-002-0003	120-002-0013
Lenght	: 2 M	3 M	3 M	2 M	3 M	3 M	2 M	3 M	3 M
Body Color	: SILVER/BLACK	SILVER/BLACK	BLACK	SILVER/BLACK	SILVER/BLACK	BLACK	SILVER/BLACK	SILVER/BLACK	BLACK

## PROFILE


## SURFACE TYPE

0.7mm



S4 BLACK

S4 WHITE



S5 BLACK


S5 WHITE



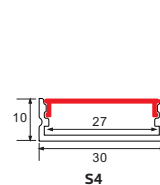
S4 BLACK COVER (BS4)



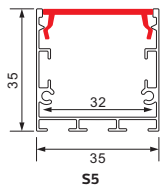
S5 BLACK COVER (BS5)



	PROFILE-S4	PROFILE-S4	PROFILE-BS4	PROFILE-S5	PROFILE-S5	PROFILE-BS5
	120-002-1004	120-002-0004	120-002-0014	120-002-1005	120-002-0005	120-002-0015
Lenght	: 2 M	3 M	3 M	2 M	3 M	3 M
Body Color	: SILVER/BLACK	SILVER/BLACK	BLACK	SILVER/BLACK	SILVER/BLACK	BLACK



S4



S5

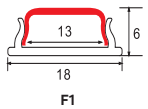
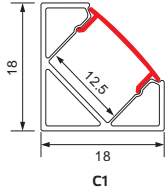




### PROFILE

0.7mm

#### CORNER TYPE

#### FILEXIBLE TYPE



PROFILE-C1	PROFILE-C1	PROFILE-BC1	PROFILE-F1	PROFILE-F1	PROFILE-BF1
120-003-1001	120-003-0001	120-003-0011	120-004-1001	120-004-0001	120-004-0011

<b>Lenght</b>	: 2M	3M	3M	2M	3M	3M
<b>Body Color</b>	: SILVER/BLACK	SILVER/BLACK	BLACK	SILVER/BLACK	SILVER/BLACK	BLACK



ALUMINIUM PROFILE



**HOROZ ELECTRIC**

# LED Lantern / LED Solar Camping Light

## VERON

084 037 0015

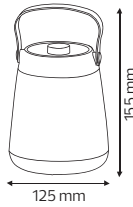


CCT Adjustable

- 5V DC Micro USB
- 150 lm (3000K)
- 290 lm (4200K)
- 160 lm (6400K)
- 3.7v 1.8Ah Rechargeable Lithium Battery
- Duration Time:
  - 6 Hours (3000K-6400K)
  - 4 Hours (4200K)
- Average Life: 30.000 Hrs

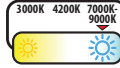
LED LANTERN

RECHARGEABLE



## CRESPO

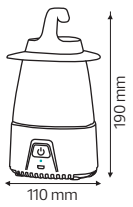
084 036 0025



- 5V DC Micro USB
- 550/195/40 lm
- 3.7V 1.8Ah Rechargeable Lithium Battery
- Duration Time: 1.5-5-20 Hours
- Charging Time: 4-6 Hrs
- Average Life: 30.000 Hrs

LED LANTERN

RECHARGEABLE



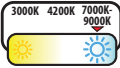
## LED Lantern LED Solar Camping Light Emergency LED Lantern LED Headlight LED Torch LED Emergency Exit Lamp



**HOROZ ELECTRIC**

## FORLAN

084 023 0010



- 5V DC Micro USB
- 5V DC Adaptor
- 430 lm
- 4V 1.6Ah Rechargeable Sealed-Acid Battery
- Duration Time:
  - 1 Tube: 1.5 Hours
  - 2 Tubes: 0.7 Hours
- Average Life: 30.000 Hrs

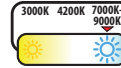
LED LANTERN

RECHARGEABLE



## ROMARIO

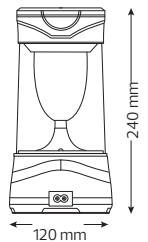
084 022 0010



- 220-240V AC / 12V DC
- 360 lm
- 4V 1600mAh Rechargeable Sealed-Acid Battery
- Duration Time:
  - 1 Hour for Strong Light
  - 25 Hours for Weak Light
- Average Life: 30.000 Hrs

SOLAR

RECHARGEABLE



LED LANTERN / LED SOLAR CAMPING LIGHT




## KANU

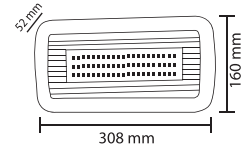
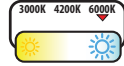
084 043 0008

- 220-240V / 50-60Hz
- 6000K
- 280 lm
- 3.7V 2400mAh Rechargeable Ni-Cd Battery
- Average Life: 20,000 Hrs
- Selectable 2 Modes Available: Maintained & Non-Maintained
- Duration Time: 3 Hours
- Stickers included

Recessed+Surface Mounting Available




- EXIT & SAFETY
- RECHARGEABLE
- EMERGENCY
- AUTOMATIC LIGHT-UP



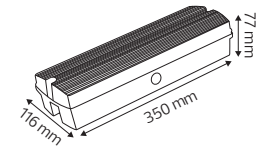

## HENRY

084 034 0005

- 220-240V / 50-60Hz
- 6400K
- 200 lm
- 3.6V 1000mAh Rechargeable Ni-Cd Battery
- Average Life: 30,000 Hrs
- Duration Time: 3 Hours
- Selectable 2 Modes Available: Maintained & Non-Maintained
- Stickers included




- LED LANTERN
- RECHARGEABLE
- EMERGENCY EXIT
- AUTOMATIC LIGHT-UP



## MALDINI

- 220-240V / 50-60Hz
- Average Life: 30,000 Hrs
- Stickers included




- LED LANTERN
- RECHARGEABLE
- EMERGENCY EXIT
- AUTOMATIC LIGHT-UP



	MALDINI-2	MALDINI-3
	084-014-0002	084-014-0003

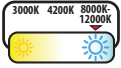
Power	: 13 W	16 W
Luminous Flux	: 330 lm	410 lm
Battery	: 2x4V 0.9Ah Sealed-Acid	2x4V 0.9Ah Sealed-Acid
Duration Time	: 3 Hours	3 Hours
Size (mm)	: A: 245 B: 75 C: 45	A: 325 B: 75 C: 45



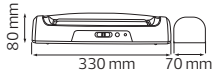


### WENGER

084 025 0012



- 220-240V / 50-60Hz
- 560 lm
- 4V 3Ah Rechargeable Sealed-Acid Battery
- Duration Time:
  - Step 1: 1 Hour
  - Step 2: 2 Hours
- Average Life: 30.000 Hrs



1-OFF-2


LED LANTERN

RECHARGEABLE

EMERGENCY

AUTOMATIC LIGHT-UP

### MESSI



- 220-240V / 50-60Hz or 6V DC
- Average Life: 30.000 Hrs



DESK LAMP MODE



HANGABLE + MOUNTABLE

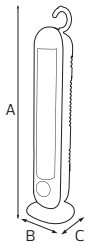


LED LANTERN

RECHARGEABLE

EMERGENCY

AUTOMATIC LIGHT-UP



ON-OFF




	MESSI-9	MESSI-15	MESSI-23
	084-030-0009	084-030-0015	084-030-0023
Power	9 W	15 W	23 W
Luminous Flux	280 lm-38 lm	420 lm-70 lm	600 lm-100 lm
Battery	4V 1.6Ah Sealed-Acid	2x4V 1.6Ah Sealed-Acid	2x4V 1.6Ah Sealed-Acid
Duration Time	3-20 Hours	3-15 Hours	2-10 Hours
Size (mm)	A: 250 B: 50 C: 50	A: 350 B: 50 C: 50	A: 450 B: 50 C: 50


LED HEADLIGHT

RECHARGEABLE

### BECKHAM



- 220-240V / 50-60Hz
- 7000-9000K
- Duration Time:
  - 1 Hour for Strong Light
  - 4 Hours for Weak Light
- Average Life: 30.000 Hrs



	BECKHAM-1	BECKHAM-3
	084-007-0001	084-007-0003
Power	1 W	3 W
Luminous Flux	100 lm	200 lm
Battery	4V 400mAh Sealed-Acid	4V 900mAh Sealed-Acid
Beam Distance	20m	30m
Sizes (mm)	A: 70 B: 81 C: 98	A: 85 B: 92 C: 96



1-OFF-2



### ALVES

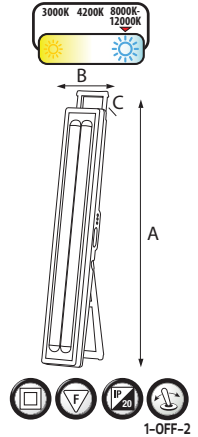
- 220-240V / 50-60Hz
- Wall-Mounted
- Charging Time: 20-24 Hrs
- Duration Time:  
1.5 Hours for 2 Tube  
3 Hours for 1 Tube
- Average Life: 30.000 Hrs



	ALVES-1	ALVES-2
	084-047-0024	084-047-0044
Power	: 24 W	: 44 W
Luminous Flux	: 190 lm	: 350 lm
Battery	: 4V 16Ah Rechargeable Lead-Acid Battery	: 2x4V 16Ah Rechargeable Lead-Acid Battery
Sizes (mm)	: A: 266 B: 70 C: 54	: A: 450 B: 70 C: 55



- LED LANTERN
- RECHARGEABLE
- EMERGENCY
- AUTOMATIC LIGHT-UP



EMERGENCY LED LANTERN / LED TORCH

### TORRES

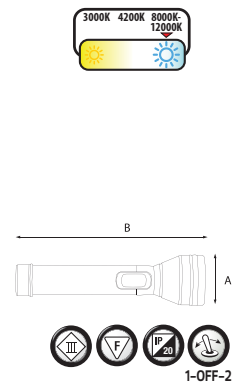
- 220V AC / 4.2V DC Adaptor
- 3.7V 1.2Ah Rechargeable Lithium Battery
- Charging Time: 4-6 Hours
- Average Life: 30.000 Hrs



	TORRES-1	TORRES-2
	084-046-0001	084-046-0003
Power	: 1 W	: 3 W
Luminous Flux	: 80 lm	: 240 lm
Duration Time	: Strong Light: 4 Hours Weak Light: 16 Hours	: Strong Light: 2.5 Hours Weak Light: 13.5 Hours
Sizes (mm)	: A: 40 B: 145	: A: 50 B: 190




- RECHARGEABLE
- LED TORCH



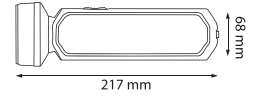

**WEAH**

084 045 0011


- 220-240V / 50-60Hz
- 3W: 150 lm
- 8W: 230 lm
- 4V 1.6Ah Rechargeable Lead-Acid Battery
- Duration Time: Lantern : 1 Hour Torch: 2 Hours
- Average Life: 30.000 Hrs



- LED LANTERN
- RECHARGEABLE
- LED TORCH




LED TORCH



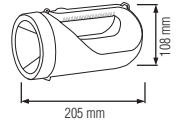

**LAMPARD**

084 044 0005

- 5V DC USB / TYPE-C
- 3.7V 3600mAh Rechargeable Lithium Battery
- 200 lm (Strong) 65 lm (Weak)
- Charging Time: 6-8 Hours
- Average Life: 30.000 Hrs



- LED TORCH
- RECHARGEABLE



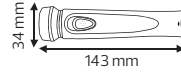


# HOROZ ELECTRIC LED Torch

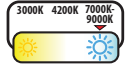
## ZOLA

084 038 0001

- 5V DC Micro USB
- 54 lm (Strong) 30 lm (Weak)
- 3.7V 1.2Ah Rechargeable Lithium Battery
- Duration Time: 6 Hours (Strong) 12 Hours (Weak)
- Charging Time: 4-6 Hrs
- Average Life: 30.000 Hrs



LED TORCH  
RECHARGEABLE



OFF-1-2




## PELE

- 220-240V / 50-60Hz
- Average Life: 30.000 Hrs
- Duration Time: 4 Hours for Weak Light 1 Hour for Strong Light



LED TORCH  
RECHARGEABLE

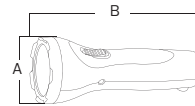


OFF-1-2



	PELE-1	PELE-2	PELE-3
	084-006-0001	084-006-0002	084-006-0003

Power	: 0.5 W	1 W	3 W
Luminous Flux	: 30 lm	73 lm	120 lm
Battery	: 4V 200mAh Sealed-Acid	4V 400mAh Sealed-Acid	4V 900mAh Sealed-Acid
Sizes (m m)	: A: 45 B: 140	A: 50 B: 160	A: 65 B: 170




## BEST

- 220-240V / 50-60Hz
- Average Life: 30.000 Hrs
- Duration Time: 1 Hour for Strong Light 4 Hours for Weak Light



LED TORCH  
RECHARGEABLE

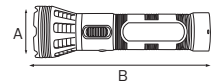


OFF-1-2



	BEST-1	BEST-3	BEST-5
	084-024-0001	084-024-0003	084-024-0005

Power	: 1 W	3 W	5 W
Luminous Flux	: 70 lm	120 lm	210 lm
Battery	: 4V 0.4Ah Sealed-Acid	4V 0.9Ah Sealed-Acid	4V 1.6Ah Sealed-Acid
Sizes (m m)	: A: 51 B: 200	A: 65 B: 220	A: 85 B: 240




## MARADONA-2

084 003 0002

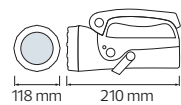
- 220-240V AC / 12V DC
- 350 lm
- 4V 6Ah Sealed-Acid Battery
- Duration Time: 4 Hours for Strong Light 16 Hours for Weak Light
- Average Life: 30.000 Hrs



LED TORCH  
RECHARGEABLE



OFF-1-2



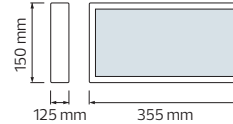
LED TORCH



## ROBSON

084 020 0002

- 220-240V / 50-60Hz
- 100 lm
- 1.2V 350mAh Rechargeable Ni-Cd Battery
- Average Life: 20,000 Hrs
- Duration Time: 120 minutes



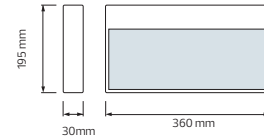
- EXIT & SAFETY
- RECHARGEABLE
- EMERGENCY
- AUTOMATIC LIGHT-UP



## ZOFF

084 019 0001

- 220-240V / 50-60Hz
- 50 lm
- 1.2V 600mAh Rechargeable Ni-Cd Battery
- Average Life: 10,000 Hrs
- Duration Time: 90 minutes



- EXIT & SAFETY
- RECHARGEABLE
- EMERGENCY
- AUTOMATIC LIGHT-UP

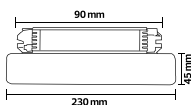



## EMERGENCY KIT

### DURAKIT

084 048 0024

- 11.1V 4400 mAh Rechargeable lithium-ion battery
- All LED Luminaires
- Power Range Between 1W-60W
- Maintained & Non-Maintained Modes




## EMERGENCY KIT

### DURAKIT-U

084 049 0024

- 11.1V 4400 mAh Rechargeable lithium-ion battery
- Power Range Between 1W-60W
- Maintained & Non-Maintained Modes





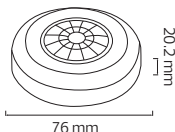
## MONDEO

088 001 0010



WHITE

- Detection Range: 360°
- Detection Source: 220-240V/AC
- Power Frequency: 50/60Hz
- Rated Load: Max. 400W
- Detection Distance: 8m Max (-24°C)
- Time Delay: Min. 10sec ± 3sec Max. 15min ± 2min
- Ambient Light: <3-2000LUX (adjustable)
- Installation Height: 2.2-4m
- Detection Motion Speed: 0.6-1.5m/s



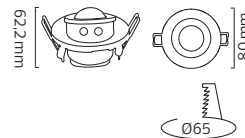
## ROVER

088 001 0011



WHITE

- Detection Angle: 360°
- Detection Source: 220-240V/AC
- Power Frequency: 50/60Hz
- Rated Load: Max. 800W
- Detection Distance: 6m Max (-24°C)
- Time Delay: Min. 10sec ± 3sec Max. 15min ± 2min
- Ambient Light: <3-2000LUX (adjustable)
- Installation Height: 2.2-4m
- Detection Motion Speed: 0.6-1.5m/s



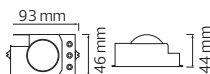
## POLO

088 001 0007



WHITE

- Operation Voltage: 220-240V / 50-60Hz
- Detection Distance: 1-8 m (radius) adjustable
- Time-delay: Min. 10 sec ± 3 sec. Max. 12 min ± 1 min
- Ambient Light: < 3 - 2000Lux (adjustable)
- Rated Load: Max 1200W
- Detection Motion Speed: 0,6-1,5 m/s



Detection is possible to go through doors, panes of glass or thin walls

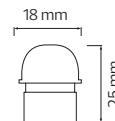
## SMART

088 001 0005



WHITE

- Operation Voltage: 220-240V / 50-60Hz AC
- Rated Load: Max.1200W
- Detection Distance: 6m Max. (-24°C)
- Time-delay: 10s to 7 min (adjustable)
- Ambient Light: 10Lux / 2000Lux (choice)



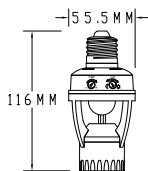
## CAMARO

088 006 0001



WHITE

- Detection Range: 360°
- Max. 60W LED
- Power Source: 220V/50-60Hz
- Power Frequency: 50/60Hz
- Rated Load: <60W
- Detection Distance: 6m max (-24°C)
- Time-Delay: 10Sec - 5Min. (adjustable)
- Light-control: <10LUX->2000LUX (adjustable)



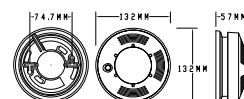
## AURIS

087 002 0001



WHITE

- Power Source: 220-240V/AC and DC9V (Battery Included)
- Static current: <15uA
- Alarm current: <25mA
- Low voltage alarm: 6.5-7.5V
- Alarm volume: >85db(3m)



ELECTRICITY: 220V AC  
BATTERY: 9V DC



85DB





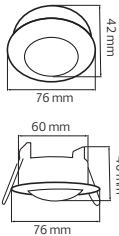
## MUSTANG-1

088 002 0001

WHITE

BLACK

- Operation Voltage: 110-240V / 50-60Hz
- Rated Load For LED: Max 300W
- Detection Distance: 6m Max. (-24°C)
- Time-delay: 10 sec - 7 min. (Adjustable)
- Ambient Light: < 10LUX - Daylight (Adjustable)



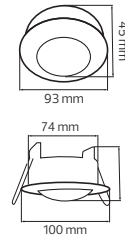
## MUSTANG-2

088 002 0002

WHITE

BLACK

- Operation Voltage: 110-240V / 50-60Hz
- Rated Load For LED: Max 300W
- Detection Distance: 6m Max. (-24°C)
- Time-delay: 10 sec - 7 min. (Adjustable)
- Ambient Light: < 10LUX - Daylight (Adjustable)



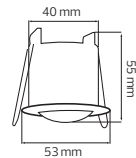
## DUSTER

088 003 0001

WHITE

BLACK

- Detection Range: 360°
- Detection Source: 110-240V/AC
- Power Frequency: 50/60Hz
- Rated Load For LED: Max. 200W
- Detection Distance: 6m Max (-24°C)
- Time Delay: 10 sec - 7 min. (Adjustable)
- Ambient Light: < 10LUX - Daylight (Adjustable)
- Installation Height: 2.2-4m
- Detection Motion Speed: 0.6-1.5m/s



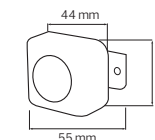
## SANDERO

088 004 0001

WHITE

BLACK

- Detection Range: 360°
- Detection Source: 110-240V/AC
- Power Frequency: 50/60Hz
- Rated Load For LED: Max. 60W
- Detection Distance: 4m-10m Max (-24°C)
- Time Delay: 10 sec - 7 min. (Adjustable)
- Ambient Light: < 10LUX - Daylight (Adjustable)
- Installation Height: 2.2-4m
- Detection Motion Speed: 0.6-1.5m/s
- Detection Angle: Wall type 120° / Ceiling Type 360°




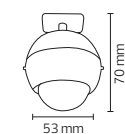
## NAVARA

088 005 0001

WHITE

BLACK

- Detection Range: 360°
- Detection Source: 110-240V/AC
- Power Frequency: 50/60Hz
- Rated Load For LED: Max. 60W
- Detection Distance: 8m Max (-24°C)
- Time Delay: 10 sec - 7 min. (Adjustable)
- Ambient Light: < 10LUX - Daylight (Adjustable)
- Installation Height: 2.2-4m
- Detection Motion Speed: 0.6-1.5m/s
- Detection Angle: Wall type 120° / Ceiling Type 360°



**ROLLAND-D**



**4.5V DC**

086 007 0001



**ROLLAND-A**

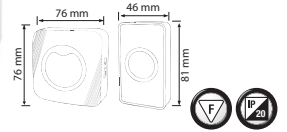


**220V AC**

086 007 0002

- WHITE
- ANTHRACITE

- Power Source: Emitter - 12V DC (Battery Included)
- Working frequency: 433MHz
- Distance: 100m (open position)
- Sound level: 80 db max
- Sound type: 36 songs optional



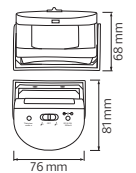
DOORBELL



**PLAY**

086 005 0001

- Operation Voltage: 4.5V DC (3xAA1.5V) or 9-15V DC Adaptor
- Sensing Distance: 6 m
- Range: 110'
- Sound level: 80 db max
- Sound type: Ding Dong, Hello, Welcome + Alarm



**FUJI-D**  **3V DC**

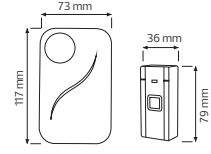
086 002 0001

**FUJI-A**  **220V AC**

086 002 0002

- BLUE**
- ANTHRACITE**

- Power Source: Emitter - 12V DC (Battery included)
- Working frequency: 433MHz
- Distance: 100m (open position)
- Sound level: 80 db max
- Sound type: 36 songs optional



**NERO-D**  **4.5V DC**

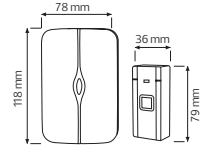
086 003 0001

**NERO-A**  **220V AC**

086 003 0002

- BLUE**
- ANTHRACITE**

- Power Source: Emitter - 12V DC (Battery included)
- Working frequency: 433MHz
- Distance: 100m (open position)
- Sound level: 80 db max
- Sound type: 36 songs optional



**MAXI-D**  **3V DC**

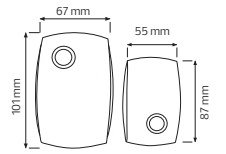
086 004 0001

**MAXI-A**  **220V AC**

086 004 0002

- BLUE**
- ANTHRACITE**

- Power Source: Emitter - 12V DC
- Working frequency: 433MHz
- Distance: 100m (open position)
- Sound level: 80 db max
- Sound type: 36 songs optional



DOORBELL

## GOLYAT-3

■ 16A/250V 2SOCKET  
2P+E&2TYPE-C PLUG

132 001 0003



## CONTROLLER

- Working voltage: AC 180-250V 50Hz
- Operation Range: 30m-60m in 360 degree (in open area)
- Tungsten filament lamps≤1000W
- Energy saving lamp/LED≤300W
- Working voltage: 12V(A23 alkaline battery)

Wireless Lighting  
Controller Switch




CONTROLLER-1  
105-001-0001  
1 Channel

CONTROLLER-2  
105-001-0002  
2 Channels

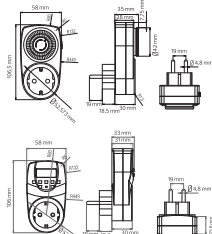
CONTROLLER-3  
105-001-0003  
3 Channels

CONTROLLER-4  
105-001-0004  
4 Channels



## TIMER

- Working voltage: AC 220-240V 50Hz
- Power: 3500W
- Current: 16A



	TIMER-1	TIMER-2	TIMER-3
Type	108-001-0001	108-002-0001	108-003-0001

Type	: Mechanical Daily	: Digital Weekly	: Mechanical Daily
On/Off Programs	: 24	: 20	: 48
Minimum Setting	: 30 Minutes	: 1Minute	: 15 Minutes
Power Reserve	: No	: Yes	: Yes





### PROTEX-R

- Operating Voltage : 220V AC-50/60Hz
- Under Voltage Cut Off : 140V-180V
- Over Voltage Cut Off : 230V-280V
- Delay Time : 5S/210S,default 5S
- Max Capacity : 16A

131 001 0001

### PROTEX-X

- Operating Voltage : 220V AC-40-70Hz
- Under Voltage Cut Off : 80V-210V
- Over Voltage Cut Off : 130V-300V
- Power off Time : 2S(set:1-999S)
- Max Capacity : 63A

131 001 0002



VOLTAGE SURGE PROTECTOR

## NOT AFRAID OF HIGH CURRENT IMPACT

Built-in 16A Magnetic Relay,High Current Impact Will Not Burn



SHORT CURCUIT PROTECT

SURGE PROTECTION



OVER VOLTAGE PROTECTION

WIRES PROTECTION



# HOROZ ELECTRIC

## LED Night Lamp

- 220-240V / 50-60Hz
- Average Life: 20.000 Hrs

MIX (WHITE/BLUE/GREEN/RED)

**DORA**

**REX**

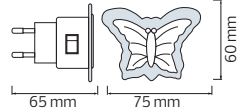
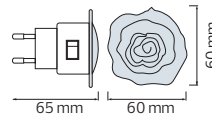
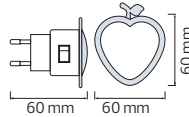
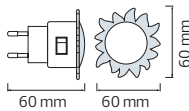
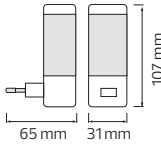
**BUGS**

**MAX**

**DUFFY**



	DORA	REX	BUGS	MAX	DUFFY
	085-001-0001	085-001-0002	085-001-0003	085-001-0004	085-001-0005
Power :	0.4 W	0.4 W	0.3 W	0.4 W	0.3 W
Luminous Flux :	25 lm	25 lm	20 lm	25 lm	20 lm



# HOROZ ELECTRIC

## LED Night Lamp



**BUNNY 2CCT**

085 005 0001

PINK/BLUE/GREEN/RED

- 220-240V / 50-60Hz
- 30 lm
- 2 CCT
- Average Life: 20.000 Hrs



**ANDY 2CCT**

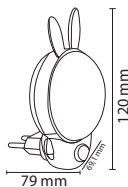

085 006 0001

PINK/BLUE/GREEN/RED

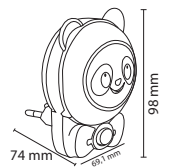
- 220-240V / 50-60Hz
- 30 lm
- 2 CCT
- Average Life: 20.000 Hrs



**CCT ADJUSTABLE**



**CCT ADJUSTABLE**





**ATOM**

■ 250V~



112 100 0004

■ ONE WAY SWITCH (10A)



112 100 0007

■ TWO WAY SWITCH (10A)



112 100 0006

■ 2-GANG ONE WAY SWITCH (10A)



112 100 0001

■ GROUNDED SOCKET (16A)



112 100 0003

■ 1-GANG GROUNDED SOCKET (16A)  
■ 1-GANG ONE WAY SWITCH (10A)



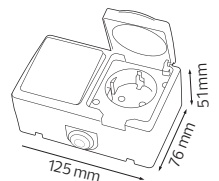
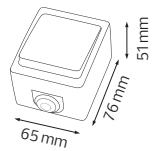
112 100 0005

■ 1-GANG GROUNDED SOCKET (16A)  
■ 2-GANG ONE WAY SWITCH (10A)



112 100 0002

■ 2-GANG GROUNDED SOCKET (16A)



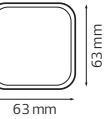


**EVA**

250V-  

**WHITE**  
**BLACK**

**NEW COLOR**



112 001 0001

■ ONE WAY SWITCH (10A)



112 001 0003

■ 2-GANG ONE WAY SWITCH (10A)



112 001 0002

■ TWO WAY SWITCH (10A)



112 001 0004

■ PUSH BUTTON (10A)



112 002 0001

■ ILLUMINATED ONE WAY SWITCH (10A)



112 002 0002

■ 2-GANG ILLUMINATED ONE WAY SWITCH (10A)



112 003 0001

■ SOCKET (16A)



112 003 0002

■ 2-GANG SOCKET (16A)



112 004 0001

■ GROUNDING SOCKET (16A)



112 004 0002

■ 2-GANG GROUNDING SOCKET (16A)



**NEW PRODUCT**

112 012 0001

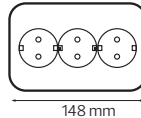
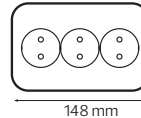
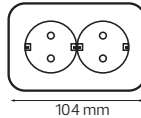
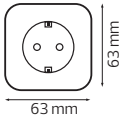
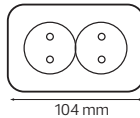
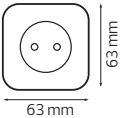
■ TRIPLE SOCKET (16A)



**NEW PRODUCT**

112 013 0001

■ GROUNDING TRIPLE SOCKET (16A)





**Motor Protector Box  
Motor Protector  
Contactor  
Thermal Relay  
Miniature Circuit Breaker  
Residual Current Circuit Breaker  
Moulded Case Circuit Breaker**

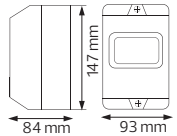


**SAFE**

**Motor Protector Box**

■ For all Motor Protectors except 114-006-2540

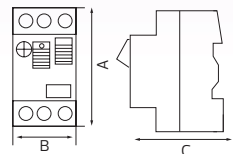
114 008 0001



MOTOR PROTECTOR BOX/MOTOR PROTECTOR

**SAFE**

**Motor Protector**

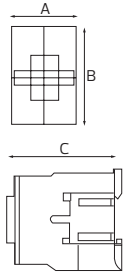


	114-006-0631	114-006-0116	114-006-1625	114-006-2504	114-006-0463	114-006-0610	114-006-0914	114-006-1318	114-006-1723	114-006-2026	114-006-2540
Rated Current (A)	: 0,63-1A	1-1,6A	1,6-2,5A	2,5-4A	4-6,3A	6-10A	9-14A	13-18A	17-23A	20-25A	25-40A
Motor Power (kW)	: 0.37kW	0.37kW	0.75kW	1.5kW	2.2kW	4kW	5.5kW	9kW	11kW	11kW	18.5kW
Poles	: 3 Pole	3 Pole	3 Pole	3 Pole	3 Pole	3 Pole	3 Pole	3 Pole	3 Pole	3 Pole	3 Pole
Type	: AC-3	AC-3	AC-3	AC-3	AC-3	AC-3	AC-3	AC-3	AC-3	AC-	AC-3
Rated voltage(V)	: 400V	400V	400V	400V	400V	400V	400V	400V	400V	400V	400V
Sizes (mm)	: A:89B:44.5C:66	A:89B:44.5C:66	A:89B:44.5C:66	A:89B:44.5C:66	A:89B:44.5C:66	A:89B:44.5C:66	A:89B:44.5C:66	A:89B:44.5C:66	A:89B:44.5C:66	A:89B:44.5C:66	A:121B:615C:105



**SAFE**

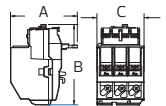
**Contactor**



	114-005-0009	114-005-0012	114-005-0018	114-005-0025	114-005-0032	114-005-0040	114-005-0050	114-005-0065	114-005-0080	114-005-0095
Rated Current (A)	9A	12A	18A	25A	32A	40A	50A	65A	80A	95A
Poles	3 Main + 1NO	3 Main + 1NO	3 Main + 1NO	3 Main + 1NO	3 Main + 1NO	3Main+1NO+1NC	3Main+1NO+1NC	3Main+1NO+1NC	3Main+1NO+1NC	3Main+1NO+1NC
Type	AC-3	AC-3	AC-3	AC-3	AC-3	AC-3	AC-3	AC-3	AC-3	AC-3
Motor Power (kW)	4kW	5,5kW	7,5kW	11kW	15kW	18,5kW	22kW	30kW	37kW	45kW
Rated voltage(V)	400V	400V	400V	400V	400V	400V	400V	400V	400V	400V
Sizes (mm)	A:47 B:76 C:82	A:47 B:76 C:82	A:47 B:76 C:87	A:57 B:86 C:95	A:57 B:86 C:100	A:77 B:129 C:116	A:77 B:129 C:116	A:77 B:129 C:116	A:77 B:129 C:116	A:77 B:129 C:116

**SAFE**

**Thermal Relay**




	114-007-0631	114-007-0116	114-007-1625	114-007-2504	114-007-0406	114-007-0710	114-007-0913	114-007-1218	114-007-1725	114-007-2332	114-007-2836	114-007-3040
Rated Current (A)	0.63-1A	1-1.6A	1.6-2.5A	2.5-4A	4-6A	7-10A	9-13A	12-18A	17-25A	23-32A	28-36A	30-40A
Poles	3	3	3	3	3	3	3	3	3	3	3	3
Motor Power (kW)	0.37kW	0.37kW	0.75kW	1.5kW	2.2kW	4kW	5,5kW	9kW	11kW	15kW	18,5kW	22kW
Rated Voltage (V)	400V	400V	400V	400V	400V	400V	400V	400V	400V	400V	400V	400V
Sizes (mm)	A: 65.5 B: 91 C: 43.8	A: 65.5 B: 91 C: 43.8	A: 65.5 B: 91 C: 43.8	A: 65.5 B: 91 C: 43.8	A: 65.5 B: 91 C: 43.8	A: 65.5 B: 91 C: 43.8	A: 65.5 B: 91 C: 43.8	A: 65.5 B: 91 C: 43.8	A: 65.5 B: 91 C: 43.8	A: 65.5 B: 91 C: 43.8	A: 78.7 B: 92 C: 54.1	A: 79.2 B: 115.7 C: 69.7



**SAFE**

**MCB Circuit Breaker**

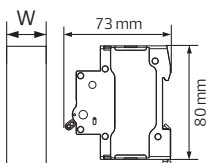
Rated short-circuit breaking capacity : 4.5kA



	114-001-1006	114-001-1010	114-001-1016	114-001-1020	114-001-1025	114-001-1032	114-001-1040	114-002-1002	114-002-1004	114-002-1050	114-002-1063
Rated Current	6A	10A	16A	20A	25A	32A	40A	2A	4A	50A	63A
Poles	1	1	1	1	1	1	1	1	1	1	1
Instantaneous tripping type	B	B	B	B	B	B	B	C	C	C	C
Rated working voltage	230V/400V	230V/400V	230V/400V	230V/400V	230V/400V	230V/400V	230V/400V	230V/400V	230V/400V	230V/400V	230V/400V
Width	17.5 mm	17.5 mm	17.5 mm	17.5 mm	17.5 mm	17.5 mm	17.5 mm	17.5 mm	17.5 mm	17.5 mm	17.5 mm

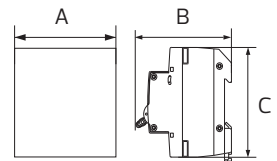
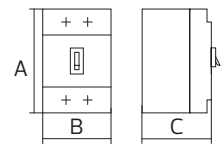
	114-002-2006	114-002-2010	114-002-2016	114-002-2020	114-002-2026	114-002-2032	114-002-2040	114-002-2050	114-002-2063
Rated Current	6A	10A	16A	20A	25A	32A	40A	50A	63A
Poles	2	2	2	2	2	2	2	2	2
Instantaneous tripping type	C	C	C	C	C	C	C	C	C
Rated working voltage	400V	400V	400V	400V	400V	400V	400V	400V	400V
Width	35 mm	35 mm	35 mm	35 mm	35 mm	35 mm	35 mm	35 mm	35 mm

	114-002-3006	114-002-3010	114-002-3016	114-002-3020	114-002-3025	114-002-3032	114-002-3040	114-002-3050	114-002-3063	114-002-3080	114-002-3100
Rated Current	6A	10A	16A	20A	25A	32A	40A	50A	63A	80A	100A
Poles	3	3	3	3	3	3	3	3	3	3	3
Instantaneous tripping type	C	C	C	C	C	C	C	C	C	C	C
Rated working voltage	400V	400V	400V	400V	400V	400V	400V	400V	400V	400V	400V
Width	52.5 mm	52.5 mm	52.5 mm	52.5 mm	52.5 mm	52.5 mm	52.5 mm	52.5 mm	52.5 mm	80.7 mm	80.7 mm



**SAFE****RCCB Circuit Breaker**

	114-003-2026	114-003-2040	114-003-4025	114-003-4040	114-003-4063	114-003-4080	114-003-4100
Rated Current (A)	: 25A	40A	25A	40A	63A	80A	100A
Poles	: 2 Pole	2 Pole	4 Pole	4 Pole	4 Pole	4 Pole	4 Pole
Instantaneous tripping type	: AC	AC	AC	AC	AC	AC	AC
Rated short-circuit breaking capacity (kA)	: 4.5kA	4.5kA	4.5kA	4.5kA	4.5kA	4.5kA	4.5kA
Rated working voltage(V)	: 230V	230V	400V	400V	400V	400V	400V
Rated Residual Current(mA)	: 30	30	30	30	30	30	30
Sizes (mm)	: A: 35 B: 80 C: 73	A: 35 B: 80 C: 73	A: 70 B: 80 C: 73	A: 70 B: 80 C: 73	A: 70 B: 80 C: 73	A: 72 B: 81 C: 74	A: 72 B: 81 C: 74

**SAFE****MCCB Circuit Breaker**

	114-004-3040	114-004-3050	114-004-3063	114-004-3100	114-004-3125	114-004-3160	114-004-3200	114-004-3250	114-004-3400	114-004-3630
Rated Current (A)	: 40A	50A	63A	100A	125A	160A	200A	250A	400A	630A
Poles	: 3 Pole	3 Pole	3 Pole	3 Pole	3 Pole	3 Pole	3 Pole	3 Pole	3 Pole	3 Pole
Instantaneous tripping type	: C	C	C	C	C	C	C	C	C	C
Rated short-circuit breaking capacity (kA)	: 20kA	20kA	20kA	35kA	35kA	35kA	35kA	35kA	35kA	35kA
Rated working voltage(V)	: 400V	400V	400V	400V	400V	400V	400V	400V	400V	400V
Sizes (mm)	: A: 135 B: 78 C: 74	A: 135 B: 78 C: 74	A: 135 B: 78 C: 74	A: 150 B: 92 C: 69	A: 150 B: 92 C: 69	A: 165 B: 101 C: 86	A: 165 B: 101 C: 86	A: 165 B: 101 C: 86	A: 257 B: 150 C: 106.5	A: 270 B: 182 C: 110

**DIN RAIL-1**

1 meter

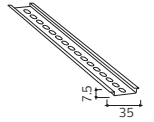
**DIN RAIL-2**

2 meters

127 001 0001

127 001 0002

Thickness  
**0.9 mm**



DIN RAIL / PIN BUSBAR

**BUSBAR-P163**


- 63A
- 1P
- 54 PIN
- 100 cm
- 4x9 mm

125 007 0001

**BUSBAR-P380**

- 80A
- 3P
- 54 PIN
- 100 cm
- 4x9 mm

125 008 0001



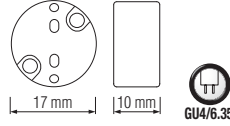


**Lamp Holder**



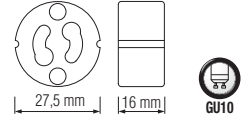
094 004 0001

10 cm. 20 cm.



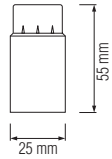
094 004 0002

15 cm.

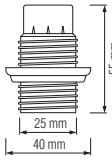


094 001 0001

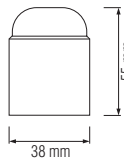
**BAKELITE**



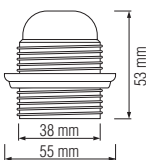
094 001 0002



094 001 0003

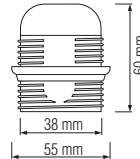


094 001 0004

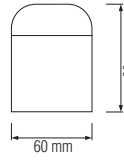


094 002 0001

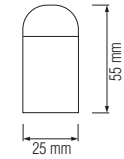
**PLASTIC**



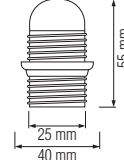
094 002 0002



094 002 0003

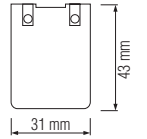


094 002 0004

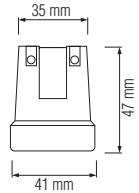


094 003 0001

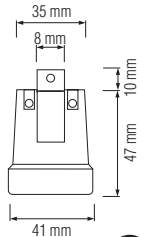
**PORCELAIN**



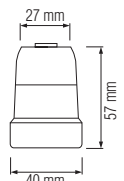
094 003 0002



094 003 0003



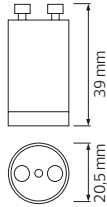
094 003 0004



**Starter**

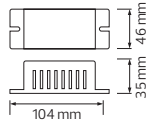


	S2	S10
220-240V SINGLE :	4-22W	4-65W
220-240V SERIES :	4-22W	-
110-130V SINGLE :	4-22W	-



**TRANSFORMER-60**

- 220-240V / 50-60Hz
- 12V AC



**Starter / Transformer  
Adhesive Tape  
Nail Cable Clip / Cable Tie  
Coaxial Cable / Network Cable**



**ADHESIVE TAPE**

- WHITE
- YELLOW
- RED
- BLUE
- GREEN
- BLACK
- GREEN - YELLOW



■ 10 YARDS

■ 20 YARDS

**NAIL CABLE CLIP**



CIRCLE	NAIL
4 mm	1.7 x 15
5 mm	1.7 x 15
6 mm	1.7 x 17
7 mm	1.8 x 19
8 mm	1.9 x 21
9 mm	2.0 x 22
10 mm	2.05 x 25
12 mm	2.05 x 27
14 mm	2.4 x 32
16 mm	2.5 x 35
18 mm	2.5 x 37
22 mm	2.8 x 48

**CABLE TIE**



- 2,5\*100
- 2,5\*150
- 2,5\*200
- 3,6\*150
- 3,6\*200
- 3,6\*250
- 3,6\*280
- 3,6\*300
- 3,6\*370
- 4,8\*200
- 4,8\*250
- 4,8\*300
- 4,8\*350
- 4,8\*370
- 4,8\*400
- 7,2\*300
- 7,2\*350
- 7,2\*400
- 7,2\*450
- 9\*550
- 9\*650
- 9\*750
- 9\*1020

**RG6**

COAXIAL CABLE  
100m ROLL



6,8 PVC	64x0,12 AL. BRAIDING	AL. FOIL BONDED	4,8 FPE	1,02 CCS
---------	-------------------------	--------------------	---------	----------

**UTP**

■ NETWORK CABLE  
305m ROLL



UTP Cat5e



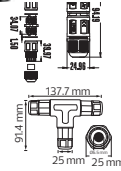
UTP Cat6

STARTER / TRANSFORMER / ADHESIVE TAPE / NAIL CABLE CLIP / CABLE TIE / COAXIAL CABLE / NETWORK CABLE



### IP 68 CONNECTOR

- 250V~/16A
- Wire Range: 0.5 - 2.5 mm<sup>2</sup>
- Cable Diameter: 6.5 to 11 mm
- Screwless 3 Pin Connection



### CONVERTER-1

126 001 2740



E40 lamp holder for Torch-80 and Torch-100 to convert E27 to E40

IP 68 CONNECTOR-1	IP 68 CONNECTOR-2
106-004-0001	106-004-0002
Pole : 1 Pole	2 Poles




## Connector / Terminal / Wire Spring / Terminal Block



### SLIM CONNECTOR

- 450V-
- Max. 32A
- Wire Range: 0.2 - 4 mm<sup>2</sup>
- Transparent




SLIM CONNECTOR-2	SLIM CONNECTOR-3	SLIM CONNECTOR-5
103-002-0002	103-002-0003	103-002-0005

Pole :	2 Poles	3 Poles	5 Poles
--------	---------	---------	---------

### CONNECTOR

- 400V/4kV-
- Max. 32A
- Wire Range: 0.08 - 4 mm<sup>2</sup>
- Spring Clamping 28-10AWG




CONNECTOR-2	CONNECTOR-3	CONNECTOR-5
103-001-0002	103-001-0003	103-001-0005

Pole :	2 Poles	3 Poles	5 Poles
--------	---------	---------	---------

### TERMINAL

- 400V/4kV-
- Max. 32A
- Wire Range: 0.08 - 4 mm<sup>2</sup>
- Spring Clamping 28-10AWG




TERMINAL-1	TERMINAL-2	TERMINAL-3
106-005-0001	106-005-0002	106-005-0003


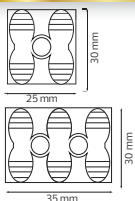
Pole :	1 Pole	2 Poles	3 Poles
--------	--------	---------	---------

TERMINAL-24	TERMINAL-26	TERMINAL-28
106-005-0022	106-005-0023	106-005-0024

Pole :	2 Pole	3 Poles	4 Poles
--------	--------	---------	---------



### WIRE SPRING



WIRE SPRING-2/1.5	WIRE SPRING-2/2.5	WIRE SPRING-2/6	WIRE SPRING-3/1.5	WIRE SPRING-3/2.5	WIRE SPRING-3/6
106-002-0015	106-002-0025	106-002-0060	106-003-0015	106-003-0025	106-003-0060

Pole :	2 Poles	2 Poles	2 Poles	3 Poles	3 Poles	3 Poles
Wire Range :	0.2-1.5 mm <sup>2</sup>	0.5-2.5 mm <sup>2</sup>	1.5-6.0 mm <sup>2</sup>	0.2-1.5 mm <sup>2</sup>	0.5-2.5 mm <sup>2</sup>	1.5-6.0 mm <sup>2</sup>
Current / Voltage :	5A/380V	10A/380V	25A/380V	5A/380V	10A/380V	25A/380V

### TERMINAL BLOCK

- 60 A, 25 mm<sup>2</sup>
- 30 A, 16 mm<sup>2</sup>
- 10 A, 10 mm<sup>2</sup>
- 5 A, 6 mm<sup>2</sup>
- 3 A, 4 mm<sup>2</sup>



# KaçmazGrup



[twitter.com/HorozElectric](https://twitter.com/HorozElectric)



[www.facebook.com/horozelectric](https://www.facebook.com/horozelectric)



[www.linkedin.com/company/horozk-elektrik-ve-elektronik-tic-koll-shti](https://www.linkedin.com/company/horozk-elektrik-ve-elektronik-tic-koll-shti)



E x p e r i e n c e i n L i g h t i n g



[www.facebook.com/horoelectric](http://www.facebook.com/horoelectric)



[twitter.com/HorozElectric](https://twitter.com/HorozElectric)



[www.linkedin.com/company/horozk-elektrik-ve-elektronik-tic-koll-siti](http://www.linkedin.com/company/horozk-elektrik-ve-elektronik-tic-koll-siti)

 **KaçmazGrup**

[www.horoelektrik.com](http://www.horoelektrik.com)